

**Public Utility District No. 1 of Franklin County, Washington
Regular Commission Meeting Agenda**

March 24, 2026 | Tuesday | 8:30 A.M.
1411 W. Clark Street & via remote technology | Pasco, WA | www.franklinpud.com

Meetings of the Board of Commissioners are also available to the public via remote technology. Members of the public may participate by dialing: (888) 475-4499 US Toll-free or 1 (253) 215-8782

Join Zoom Meeting

<https://franklinpud.zoom.us/j/81263926823?pwd=aUn08EkpPCVje2IUQ6cQ0dbBljFTgp.1>

Meeting ID: **812 6392 6823** Passcode: **331685**

- 1) Pledge of Allegiance
- 2) Public Comment
Individuals wishing to provide public comment during the meeting (in-person or remotely) will be recognized by the Commission President and be provided opportunity to speak. Written comments can be sent ahead of the meeting and must be received at least two days prior to the meeting to ensure proper distribution to the District's Board of Commissioners. Comments can be emailed to clerkoftheboard@franklinpud.com or mailed to Attention: Clerk of the Board, PO BOX 2407, Pasco, WA, 99302.
- 3) Employee Recognition, 20-year Service Anniversary. **Antoinette Fite, PC Technician**
- 4) Employee Recognition. **Andrea Sell, Meter Shop/Relay Foreman**
- 5) Commissioner Reports
- 6) Consent Agenda
- 7) Reviewing the District's Industrial Service Rate Schedules. **Presenter: Katrina Fulton, Finance and Customer Service Director**
- 8) Authorizing the General Manager/CEO or his Designee to Execute Amendment No. 1 to the Third Amended and Restated Resource Management Agreement between The Energy Authority, Inc. and Public Utility District No. 1 of Franklin County, Washington (the District). **Presenter: Katrina Fulton, Finance and Customer Service Director**
- 9) Presenting an Update on the District's Electric System Plan. **Presenter: Mark Hay, Engineering & Operations Director**

2026 Board of Commissioners

Bill Gordon, President ~ Pedro Torres, Vice-President ~ Roger Wright, Secretary

- 10) Authorizing the General Manager/CEO or his Designee to Execute a Contract for the Purchase of Three Phase Transformers. **Presenter: Mark Hay, Engineering & Operations Director**
- 11) Authorizing the General Manager/CEO or his Designee to Execute a Contract for the Purchase of Voltage Regulators. **Presenter: Mark Hay, Engineering & Operations Director**
- 12) Authorizing the General Manager/CEO or his Designee to Approve the Utilization of the Washington State Department of Enterprise Services Contract 08721 to Execute a Contract with WEX Bank for Vehicle Fuel. **Presenter: Mark Hay, Engineering & Operations Director**
- 13) Authorizing the General Manager/CEO or his Designee to Execute an Interlocal Cooperative Agreement Between the District, Benton Conservation District, Franklin Conservation District, City of Richland, Benton PUD, Energy Northwest, Kennewick School District, and ESD 123, to Hold the Tri-Cities Foundation for Water & Energy Education (FWEE) Science Technology, Engineering and Mathematics (STEM) Career Academy. **Presenter: Rosario Viera, Public Information Officer**
- 14) Management Reports
- 15) Schedule for next Commission Meetings
- 16) Executive Session. *RCW 42.30.110(1)(g): To evaluate the performance of a public employee*
- 17) Consideration of Resolution No. 1448, Setting Compensation for the General Manager/Chief Executive Officer.
- 18) Close Meeting, Adjournment
- 19) Closed Session, Collective Bargaining Agreement Discussion as permitted by RCW 42.30.140.

CONSENT AGENDA

Public Utility District No. 1 of Franklin County, Washington
Regular Commission Meeting

1411 W. Clark Street, Pasco, WA
March 24, 2026 | Tuesday | 8:30 A.M.

- 1) To approve the minutes of the February 10, 2026 Regular Commission Meeting.
- 2) To approve payment of expenditures for February 2026 amounting to \$12,708,041.76 as audited and certified by the auditing officer as required by RCW 42.24.080, and as reviewed/certified by the General Manager/CEO as required by RCW 54.16.100, and expense reimbursement claims certified as required by RCW 42.24.090 and as listed in the attached registers and made available to the Commission for inspection prior to this action as follows:

Expenditure Type:	Amounts:
Direct Deposit Payroll – Umpqua Bank	\$ 553,240.18
Wire Transfers	10,024,045.25
Automated and Refund Vouchers (Checks)	1,030,361.03
Direct Deposits (EFTs)	1,100,395.30
Voids	(0.00)
Total:	\$12,708,041.76

- 3) To approve the Write Offs in substantially the amount listed on the March 2026 Write Off Report totaling \$3,129.64.

**THE BOARD OF COMMISSIONERS
OF
PUBLIC UTILITY DISTRICT NO. 1 OF FRANKLIN COUNTY, WASHINGTON**

MINUTES OF THE FEBRUARY 10, 2026
REGULAR COMMISSION MEETING

The Board of Commissioners of Public Utility District No. 1 of Franklin County, Washington held a regular meeting at 1411 W. Clark St., Pasco, WA, on February 10, 2026 at 8:30 a.m. Remote technology options were provided for the public to participate.

Those who participated from the District via remote technology or in person for all or part of the meeting included Commissioner Bill Gordon, President; Commissioner Pedro Torres, Vice-President; Commissioner Roger Wright, Secretary; Victor Fuentes, General Manager/CEO; Steve Ferraro, Assistant General Manager; Katrina Fulton, Finance and Customer Service Director; Rosario Viera, Public Information Officer; Mark Hay, Engineering & Operations Director; Brian Johnson, Power Manager; Maurilio Lopez, Senior Energy Programs Representative; and Jessica Marshall, Executive Assistant.

Those who participated from the Public via remote technology or in person for all or part of the meeting included Tim Nies, rate payer; Will MacHugh and Shane Monroe, Eltopia Communications; Rich Nall, NoaNet, and a member of the public via remote technology.

OPENING

Commissioner Gordon called the meeting to order at 8:30 a.m. and Mr. Lopez led the Pledge of Allegiance.

Commissioner Gordon requested the Employee Minute agenda item be moved before the Public Comment portion of today's meeting. Commissioners Torres and Wright concurred, and the agenda was adjusted.

EMPLOYEE MINUTE

Commissioner Gordon welcomed Mr. Lopez and asked general questions about his current position, tasks his position entails, favorite parts of the job, his professional growth at the District and what safety improvements or changes he has seen over the course of her employment.

Mr. Lopez briefly described his job duties within the Energy Services Department. A brief discussion was held regarding his responsibilities, which include assisting customers with high bills, as well as providing guidance on safety and energy conservation improvements customers can make to their homes and businesses. Mr. Lopez shared with the Commission a safety tip he always provides customers is to treat panels and outlets as if they are always

energized, and to confirm they are off before working on them.

Commissioner Gordon asked how he has grown professionally at the District. Mr. Lopez reported that he has grown by learning more about District departments and programs in order to be a better representative of the District.

Commissioner Gordon reported that the Commission believes strongly in Safety First and asked if there were any improvements that could be made. Mr. Lopez did not have a safety improvement suggestion but stated he feels the District is headed in the right direction with its operations.

Commissioner Gordon thanked Mr. Lopez for her attendance.

PUBLIC COMMENT

Commissioner Gordon called for public comment and Mr. Will MacHugh with Eltopia Communications requested to speak.

In attendance with Mr. MacHugh was Shane Monroe, also with Eltopia Communications. Mr. MacHugh provided a public comment regarding the District's Fiber-To-The-Home Project and concerns he has. The Commission accepted Mr. MacHugh's comments and noted that staff would review the concerns.

Mr. Fuentes noted that he would reach out to Mr. MacHugh following today's meeting to schedule a time to meet with him and review his concerns.

Mr. MacHugh thanked the Commission for their time. Mr. MacHugh and Mr. Monroe left the Commission Meeting.

No additional public comment was received.

Mr. Nall left the Commission Meeting.

COMMISSIONER REPORTS

Commissioner Torres reported that:

- He attended the PPC Meetings last week and reported on the announcement of John Hairston, BPA Administrator, retiring from federal service.
- He attended the Pasco Chamber of Commerce luncheon last month.

Commissioner Wright reported that:

- He virtually attended the PPC member forum last week and briefly reviewed highlights from that meeting.
- He will review a NoaNet member update later in today's meeting.

Commissioner Gordon reported that:

- He observed a District contractor working on a project at Levey Park in Franklin County.

CONSENT AGENDA

Staff reviewed questions received from the Commission ahead of today’s meeting regarding customer refunds and write-offs that were included on the Consent Agenda.

Motion by Commissioner Wright, seconded by Commissioner Torres approving the Consent Agenda as follows.

MOTION PASSED UNANIMOUSLY.

- 1) To approve the minutes of the January 27, 2026 Regular Commission Meeting.
- 2) To approve payment of expenditures for January 2026 amounting to \$10,276,173.84 as audited and certified by the auditing officer as required by RCW 42.24.080, and as reviewed/certified by the General Manager/CEO as required by RCW 54.16.100, and expense reimbursement claims certified as required by RCW 42.24.090 and as listed in the attached registers and made available to the Commission for inspection prior to this action as follows:

Expenditure Type:	Amounts:
Direct Deposit Payroll – Umpqua Bank	\$ 597,585.77
Wire Transfers	6,818,260.00
Automated and Refund Vouchers (Checks)	1,260,794.03
Direct Deposits (EFTs)	1,599,534.04
Voids	(0.00)
Total:	\$10,276,173.84

- 3) To approve the Write Offs in substantially the amount listed on the February 2026 Write Off Report totaling \$3,254.61.
- 4) To declare final acceptance of the work completed as inspected by the District; to authorize release of available retainage; and to approve final payment in the amount of \$1,321.31 for work completed by Boyd’s Tree Services LLC under Contract 10209, Tree Trimming Services Year Two.
- 5) To declare final acceptance of the work completed as inspected by the District; to authorize release of available retainage; and to approve final payment in the amount of \$4,119.45 for work completed by Paramount Communications, Inc. under Contract 10514, 2025 Miscellaneous Fiber Dock Crew Projects.

- 6) To declare final acceptance of the work completed as inspected by the District; to authorize release of available retainage; and to approve final payment in the amount of \$7,589.25 for work completed by Pacific Pole Inspections, LLC under Contract 10579, Pole Testing and Treatment Year One.
- 7) To declare final acceptance of the work completed as inspected by the District; to authorize release of available retainage, and to approve final payment in the amount of \$4,564.00 for work completed by Intermountain Cleaning Service, Inc. under Contract 10233, Janitorial Services Year Two.
- 8) To declare final acceptance of the work completed as inspected by the District; to authorize release of available retainage; and to approve final payment in the amount of \$712.08 for work completed by Apollo Sheet Metal, Inc. under Contract 10162, HVAC Maintenance Year Two.

AGENDA ITEM 6, BATTERY STORAGE SYSTEMS (BESS) PROJECT PRESENTATION

Mr. Johnson gave a presentation on the Battery Storage Systems (BESS) Project, that included development constraints, project timeline and description, long-term resource planning, daily load-resource balance, BESS pros and cons, and financials.

Discussions were held on the project timeline, battery selection, safety, and ongoing maintenance.

Mr. Nies reported on Energy Northwest's battery project and issues they experienced related to the batteries being unable to dispatch in extreme weather conditions. Mr. Johnson noted the Lithium Iron Phosphate batteries planned for this project should perform better under those extreme conditions.

The Commission thanked Mr. Johnson for attending today's meeting and providing additional information on the BESS project.

Staff plan to return to a future Commission Meeting as the project progresses.

AGENDA ITEM 7, ADOPTING A RESOLUTION AMENDING THE POLICIES AND PROCEDURES FOR RISK MANAGEMENT AND TRADING OPERATIONS AND SUPERSEDING RESOLUTIONS 992, 993, AND 1400

Ms. Fulton introduced the agenda item and reviewed the background information as reported in the Agenda Item Summary included in the meeting packet. This item was brought to the January 27, 2026 Commission Meeting, and staff did not receive any additional comments from the Commission. Staff have incorporated one edit to the Resolution defining administrative changes.

Motion by Commissioner Torres, seconded by Commissioner Wright adopting Resolution 1446

as presented.

MOTION PASSED UNANIMOUSLY.

At 9:23 a.m., Commissioner Gordon called for a break to last approximately 10 minutes.

At 9:31 a.m., Commissioner Gordon reconvened the regular meeting.

AGENDA ITEM 8, ADOPTING A RESOLUTION FINDING DISTRICT PROPERTY SURPLUS AND AUTHORIZING THE GENERAL MANAGER/CEO OR HIS DESIGNEE TO CONVEY THIS PROPERTY TO THE PORT OF PASCO (THE PORT)

Mr. Fuentes introduced the agenda item and reviewed the background information as reported in the Agenda Item Summary included in the meeting packet.

Commissioner Wright noted this is a great partnership opportunity.

Motion by Commissioner Wright, seconded by Commissioner Torres adopting Resolution 1447 as presented.

MOTION PASSED UNANIMOUSLY.

MANAGEMENT REPORTS

GENERAL MANAGER/CEO REPORT

Mr. Fuentes reported that:

- John Hairston, BPA Administrator, has provided his notice to retire from federal service and is in negotiations with Eugene Water & Electric Board (EWEB). Mr. Fuentes noted EWEB has chosen the BPA Block with Shaping contract and believes Mr. Hairston's expertise will be helpful. A brief discussion was held.
- A brief update was given on the Columbia River System Operations (CRSO), and he reviewed highlights from the February PPC/PNUCC Meetings.
- Energy Northwest has cancelled the February informational sessions that were scheduled for the Cascade Advanced Energy Facility.
- He spoke with Mr. William Rimmer, Account Executive with BPA, and Mr. Rimmer plans to attend the March 24, 2026 Commission Meeting to provide BPA updates.

Commissioner Wright reviewed a NoaNet member update and reminded fellow Commissioners of the Board direction given during the August 26, 2025 Commission Meeting authorizing the District's member representative to vote on a resolution to admit Broadlinc as a NoaNet member.

Commissioner Wright noted that NoaNet member representatives are being asked to vote on a resolution during the March NoaNet Board meeting, to approve Bigfoot as a new member. Commissioner Wright recommended that fellow Commissioners support staff's recommendation to authorize the District's representative to vote to admit Bigfoot as a

member. Commissioners Torres and Gordon concurred with Commissioner Wright's recommendation.

Motion by Commissioner Torres, seconded by Commissioner Gordon authorizing the District's member representative to vote to admit Bigfoot as a NoaNet member.

MOTION PASSED UNANIMOUSLY.

A brief discussion was held regarding the BPA Administrator position and comments PPC has submitted on this subject.

FINANCE & CUSTOMER SERVICE DIRECTOR REPORT

Ms. Fulton reported that:

- Staff continue to monitor the power forecast for the year 2026 and will review January and February 2026 KPI's during the March Commission meeting.
- Staff expect to hear from Energy Northwest regarding the Nine Canyon Wind Farm project next month and will continue to keep the Commission updated.
- Staff performed an invoice audit on a line item from the January 2026 Check Register included in the Commission packet.

Commissioner Wright posed a question regarding snow and the water year, and a brief discussion was held.

Mr. Fuentes provided a brief update on the Ruby Flats project and will return to a future Commission Meeting with additional updates.

ENGINEERING & OPERATIONS DIRECTOR

Mr. Hay reported that:

- For his audit, he reviewed the District's monthly fuel bill, and reviewed the process with the Commission.

ASSISTANT GENERAL MANAGER

Mr. Ferraro reported that:

- He gave updates on the District's power upgrade project.
- For his audit, he reviewed the District's monthly Verizon bill, and reviewed the process with the Commission.

PUBLIC INFORMATION OFFICER

Ms. Viera reported that:

- Staff are attending an Energy Northwest Career Fair at Columbia Basin College today.
- The Washington PUD Association has a \$1,500 Educational Scholarship that will be awarded to a dependent of a PUD employee and member of WPUDA. She reviewed the eligibility criteria and plans to review any submissions received during the March

24, 2026 Commission Meeting. The Board of Commissioners concurred with staff's recommendation to select one submission to forward to WPUA for consideration.

- Staff met with Toni Ball, Central Washington Regional Community Outreach Director for Senator Patty Murray. She noted that outreach is in progress to the offices of Representative Dan Newhouse and Senator Maria Cantwell to schedule meetings and continue building relationships with the District's Legislative representatives.
- For her audit, she reviewed an open public records request from 2024 and reviewed a spreadsheet staff developed to track and verify that all disclosable emails were provided to the requester. A brief discussion was held on the current number of open public records requests and the District's fee schedule policy.

EXECUTIVE SESSION

At 10:08 a.m., Commissioner Gordon called for 2-minute break and noted it would be immediately followed by an executive session.

At 10:10 a.m., the Board of Commissioners entered into an executive session to conclude at 10:30 a.m. The purpose of the executive session were the following reasons:

- RCW 42.30.110(1)(g): *to review the performance of a public employee*
- RCW 42.30.110(1)(c): *to consider the minimum price at which real estate will be offered for sale or lease*

At 10:30 a.m., Commissioner Gordon extended the executive session to conclude at 10:35 a.m., for the same two reasons listed previously.

At 10:35 a.m., Commissioner Gordon ended the executive session and reconvened the regular meeting.

Commissioner Gordon held a discussion with fellow Commissioners on the accomplishments of Mr. Fuentes. After discussion, the Commission agreed that an adjustment to Mr. Fuentes' annual compensation was needed. The Board of Commissioners directed Commissioner Wright to meet with Mr. Fuentes on behalf of the Commission in advance of the March 24, 2026 Commission Meeting.

The Commission requested staff bring back a resolution for consideration to the March 24, 2026 Commission Meeting.

With no further business to come before the Commission, Commissioner Gordon adjourned the regular meeting at 10:37 a.m. The next regular meeting will be March 24, 2026 and begin at 8:30 a.m. The meeting will be at the District's Auditorium located at 1411 W. Clark Street, Pasco, WA. Remote technology options will be provided for members of the public to participate.

William Gordon, President

Pedro Torres, Jr., Vice President

Roger Wright, Secretary

Accounts Payable

Check Register - Wires

02/01/2026 To 02/28/2026

Bank Account: 3 - FPUD REVENUE ACCOUNT

#	Check / Tran	Date	Pmt Type	Vendor	Vendor Name	Reference	Amount
1	3161	02/05/2026	WIRE	113257	EFTPS - PAYROLL TAXES	FEDERAL INCOME TAX	119,645.77
2	3162	02/05/2026	WIRE	114437	OREGON DEPARTMENT OF REVENUE	OREGON WORKERS BENEFIT FUND ASSESS - ER	1,040.61
3	3163	02/06/2026	WIRE	100285	WA STATE SUPPORT REGISTRY	SUPPORT PAYMENT	362.00
4	3165	02/11/2026	WIRE	100464	WA STATE DEPT OF RETIREMENT SYSTEMS	PERS PLAN 2	51,152.69
5	3166	02/12/2026	WIRE	112793	CITIGROUP ENERGY INC	POWER SWAP	413,926.75
6	3167	02/12/2026	WIRE	112776	MORGAN STANLEY CAPITAL GROUP	POWER SWAP	206,542.40
7	3174	02/12/2026	WIRE	112689	BONNEVILLE POWER ADMINISTRATION	BPA INTERCONNECTION LINE 3 RAILROAD	522,700.00
8	3168	02/13/2026	WIRE	112689	BONNEVILLE POWER ADMINISTRATION	EIM SERVICES BILL	43,210.73
9	3169	02/19/2026	WIRE	112715	POWEREX CORP	POWER SUPPLY CONTRACT	732,798.08
10	3175	02/19/2026	WIRE	101756	SNOHOMISH COUNTY PUD	WHEAT FIELD WIND POWER CONTRACT	448,957.76
11	3179	02/19/2026	WIRE	100285	WA STATE SUPPORT REGISTRY	SUPPORT PAYMENT	362.00
12	3180	02/19/2026	WIRE	113257	EFTPS - PAYROLL TAXES	FEDERAL INCOME TAX	106,985.94
13	3181	02/19/2026	WIRE	114437	OREGON DEPARTMENT OF REVENUE	OREGON WORKERS BENEFIT FUND ASSESS - ER	1,040.18
14	3182	02/23/2026	WIRE	100464	WA STATE DEPT OF RETIREMENT SYSTEMS	PERS PLAN 3 WSIB A	46,050.55
15	3173	02/24/2026	WIRE	112689	BONNEVILLE POWER ADMINISTRATION	POWER BILL	2,907,087.00
16	3185	02/24/2026	WIRE	109978	WA STATE DEPT OF REVENUE	2025 PRIVILEGE TAX	1,962,986.13
17	3186	02/24/2026	WIRE	109978	WA STATE DEPT OF REVENUE	JANUARY 2026 EXCISE TAX	364,909.04
18	3172	02/25/2026	WIRE	112689	BONNEVILLE POWER ADMINISTRATION	TRANSMISSION BILL	623,124.00
19	3171	02/26/2026	WIRE	113295	U.S. BANK N.A.	MARCH DEBT SERVICE 3/1/2026	1,375,893.54
20	3183	02/26/2026	WIRE	112709	LL&P WIND ENERGY INC	WHITE CREEK WIND	95,270.08
Total for Bank Account - 3 :							10,024,045.25
Grand Total :							10,024,045.25

Accounts Payable

Checks and Customer Refunds

02/01/2026 To 02/28/2026

Bank Account: 1 - ZBA - WARRANT ACCOUNT

#	Check / Tran	Date	Pmt Type	Vendor	Vendor Name	Reference	Amount
1	50779	02/05/2026	CHK	100028	ABADAN	PRINTER MAINTENANCE	92.57
2	50780	02/05/2026	CHK	100087	ALTEC INDUSTRIES INC	OPERATING SUPPLIES	572.07
3	50781	02/05/2026	CHK	114458	MANTON L BAILIE	POLE LEASE CONTRACT 10281	3,000.00
4	50782	02/05/2026	CHK	100171	BASIN DISPOSAL INC	UTILITY SERVICES	1,969.19
5	50783	02/05/2026	CHK	104565	BIG BEND ELECTRIC COOPERATIVE INC	UTILITY SERVICES	139.42
6	50784	02/05/2026	CHK	114254	BORDER STATES INDUSTRIES INC	WAREHOUSE MATERIALS & SUPPLIES	2,734.49
7	50785	02/05/2026	CHK	114515	BOWMAN CONSULTING GROUP LTD	PROFESSIONAL SERVICES	440.00
8	50786	02/05/2026	CHK	114378	CABLE HUSTON LLP	PROFESSIONAL SERVICES	16,287.00
9	50787	02/05/2026	CHK	100515	CED	WAREHOUSE MATERIALS & SUPPLIES	85.48
10	50788	02/05/2026	CHK	112903	CITY OF RICHLAND	UTILITY SERVICES	31.51
11	50789	02/05/2026	CHK	113363	COLEMAN OIL COMPANY	GAS & OTHER FULES	8,522.06
12	50790	02/05/2026	CHK	100346	CONNELL OIL INC	GAS & OTHER FULES	1,268.28
13	50791	02/05/2026	CHK	114077	EMPIRE INNOVATION GROUP LLC	FLEX PLAN	1,622.40
14	50792	02/05/2026	CHK	114007	GRIGG ENTERPRISES INC	BUILDING MAINTENANCE & SUPPLIES	104.41
15	50793	02/05/2026	CHK	113706	INTERMOUNTAIN CLEANING SERVICE INC	JANITORIAL SERVICES	4,465.95
16	50794	02/05/2026	CHK	114080	LOOMIS ARMORED US LLC	ARMORED CAR SERVICE	894.75
17	50795	02/05/2026	CHK	114184	M&M BOLT CO	BUILDING MAINTENANCE & SUPPLIES	3.41
18	50796	02/05/2026	CHK	114307	MILSOFT UTILITY SOLUTIONS INC	SOFTWARE MAINTENANCE	1,746.94
19	50797	02/05/2026	CHK	100477	PACIFICORP	POLE CONTACT RENTAL	68.00
20	50798	02/05/2026	CHK	100424	PASCO CHAMBER OF COMMERCE	DUES & MEMBERSHIP	34.85
21	50799	02/05/2026	CHK	101436	WILLIAM B STREBIN	2026 ANNUAL POWERLINE CROSSING	200.00
22	50800	02/05/2026	CHK	114071	STUART C IRBY CO.	WAREHOUSE MATERIALS & SUPPLIES	2,207.94
23	50801	02/05/2026	CHK	114481	TRUCKPRO HOLDING CORPORATION	OPERATING SUPPLIES	90.58
24	50802	02/05/2026	CHK	109927	VESTIS SERVICES LLC	MATS AND COVERALLS	183.94
25	50803	02/05/2026	CHK	113626	WATER STREET PUBLIC AFFAIRS LLC	CONSULTING SERVICES	3,500.00
26	50804	02/05/2026	CHK	114162	ZAYO GROUP HOLDINGS INC	BROADBAND SERVICES	2,792.20
27	50805	02/12/2026	CHK	112734	ARNETT INDUSTRIES LLC	OPERATING TOOLS	261.57
28	50806	02/12/2026	CHK	100171	BASIN DISPOSAL INC	BIN RENTALS	329.43
29	50807	02/12/2026	CHK	100179	BENTON FRANKLIN CAC	HELPING HANDS	779.73
30	50808	02/12/2026	CHK	100179	BENTON FRANKLIN CAC	PROFESSIONAL SERVICES	600.00
31	50809	02/12/2026	CHK	114254	BORDER STATES INDUSTRIES INC	WAREHOUSE MATERIALS & SUPPLIES	13,139.88
32	50810	02/12/2026	CHK	112936	CENTURY LINK - SEATTLE	PHONE SERVICE	417.90
33	50811	02/12/2026	CHK	114486	CHARTER COMMUNICATIONS HOLDINGS LLC	BROADBAND SERVICES	2,813.70
34	50812	02/12/2026	CHK	100354	CITY OF CONNELL	UTILITY SERVICES	107.69
35	50813	02/12/2026	CHK	100354	CITY OF CONNELL	PROFESSIONAL SERVICES	400.00
36	50814	02/12/2026	CHK	100360	CITY OF PASCO	UTILITY SERVICES	154.71
37	50815	02/12/2026	CHK	113369	CORWIN OF PASCO LLC	AUTO PARTS	101.95
38	50816	02/12/2026	CHK	113124	D J'S ELECTRICAL INC	DOCK CREW WORK	178,022.08
39	50817	02/12/2026	CHK	113364	DAY WIRELESS SYSTEMS	MOBILE WIRELESS SERVICES	1,622.08
40	50818	02/12/2026	CHK	114007	GRIGG ENTERPRISES INC	BUILDING MAINTENANCE & SUPPLIES	69.61
41	50819	02/12/2026	CHK	114007	GRIGG ENTERPRISES INC	BUILDING MAINTENANCE & SUPPLIES	47.99
42	50820	02/12/2026	CHK	100452	ORKIN EXTERMINATING INC	PEST CONTROL	2,735.05
43	50821	02/12/2026	CHK	100394	OXARC INC	NITROGEN & OTHER GASES	224.98

Accounts Payable

Checks and Customer Refunds

02/01/2026 To 02/28/2026

Bank Account: 1 - ZBA - WARRANT ACCOUNT

#	Check / Tran	Date	Pmt Type	Vendor	Vendor Name	Reference	Amount
44	50822	02/12/2026	CHK	100424	PASCO CHAMBER OF COMMERCE	DUES & MEMBERSHIP	34.85
45	50823	02/12/2026	CHK	107520	RAILROAD MANAGEMENT COMPANY	POWER CROSSING PERMIT	917.52
46	50824	02/12/2026	CHK	100411	RANCH & HOME INC	OPERATING SUPPLIES	54.56
47	50825	02/12/2026	CHK	114612	T SQUARED FARMS	ENERGY SERVICES	3,800.00
48	50826	02/12/2026	CHK	111471	VERIZON WIRELESS SERVICES LLC	PHONE SERVICES	4,844.68
49	50827	02/12/2026	CHK	109927	VESTIS SERVICES LLC	MATS AND COVERALLS	183.94
50	50828	02/12/2026	CHK	90002	CUSTOMER REFUND	CUSTOMER REFUND	235.89
51	50829	02/12/2026	CHK	90002	CUSTOMER REFUND	CUSTOMER REFUND	189.43
52	50830	02/12/2026	CHK	90002	CUSTOMER REFUND	CUSTOMER REFUND	12.02
53	50831	02/12/2026	CHK	90002	CUSTOMER REFUND	CUSTOMER REFUND	166.92
54	50832	02/12/2026	CHK	90002	CUSTOMER REFUND	CUSTOMER REFUND	37.27
55	50833	02/12/2026	CHK	90002	CUSTOMER REFUND	CUSTOMER REFUND	19.28
56	50834	02/12/2026	CHK	90002	CUSTOMER REFUND	CUSTOMER REFUND	180.99
57	50835	02/12/2026	CHK	90002	CUSTOMER REFUND	CUSTOMER REFUND	9.10
58	50836	02/12/2026	CHK	90002	CUSTOMER REFUND	CUSTOMER REFUND	14.94
59	50837	02/12/2026	CHK	90002	CUSTOMER REFUND	CUSTOMER REFUND	28.58
60	50838	02/12/2026	CHK	90002	CUSTOMER REFUND	CUSTOMER REFUND	5.15
61	50839	02/12/2026	CHK	90002	CUSTOMER REFUND	CUSTOMER REFUND	209.12
62	50840	02/12/2026	CHK	90002	CUSTOMER REFUND	CUSTOMER REFUND	68.21
63	50841	02/12/2026	CHK	90002	CUSTOMER REFUND	CUSTOMER REFUND	24.07
64	50842	02/12/2026	CHK	90002	CUSTOMER REFUND	CUSTOMER REFUND	312.86
65	50843	02/12/2026	CHK	90002	CUSTOMER REFUND	CUSTOMER REFUND	115.74
66	50844	02/12/2026	CHK	90002	CUSTOMER REFUND	CUSTOMER REFUND	186.06
67	50845	02/12/2026	CHK	90002	CUSTOMER REFUND	CUSTOMER REFUND	136.19
68	50846	02/12/2026	CHK	90002	CUSTOMER REFUND	CUSTOMER REFUND	97.96
69	50847	02/12/2026	CHK	90002	CUSTOMER REFUND	CUSTOMER REFUND	194.72
70	50848	02/12/2026	CHK	90003	CUSTOMER REFUND	CUSTOMER REFUND	300.00
71	50849	02/12/2026	CHK	90002	CUSTOMER REFUND	CUSTOMER REFUND	133.44
72	50850	02/12/2026	CHK	90002	CUSTOMER REFUND	CUSTOMER REFUND	121.11
73	50851	02/12/2026	CHK	90002	CUSTOMER REFUND	CUSTOMER REFUND	10.07
74	50852	02/12/2026	CHK	90002	CUSTOMER REFUND	CUSTOMER REFUND	52.23
75	50853	02/12/2026	CHK	90002	CUSTOMER REFUND	CUSTOMER REFUND	94.76
76	50854	02/12/2026	CHK	90002	CUSTOMER REFUND	CUSTOMER REFUND	138.42
77	50855	02/12/2026	CHK	90002	CUSTOMER REFUND	CUSTOMER REFUND	99.49
78	50856	02/12/2026	CHK	90002	CUSTOMER REFUND	CUSTOMER REFUND	28.18
79	50857	02/12/2026	CHK	90002	CUSTOMER REFUND	CUSTOMER REFUND	136.73
80	50858	02/12/2026	CHK	90002	CUSTOMER REFUND	CUSTOMER REFUND	37.98
81	50859	02/12/2026	CHK	90002	CUSTOMER REFUND	CUSTOMER REFUND	189.87
82	50860	02/12/2026	CHK	90002	CUSTOMER REFUND	CUSTOMER REFUND	117.68
83	50861	02/12/2026	CHK	90002	CUSTOMER REFUND	CUSTOMER REFUND	364.01
84	50862	02/12/2026	CHK	90002	CUSTOMER REFUND	CUSTOMER REFUND	139.85
85	50863	02/19/2026	CHK	100028	ABADAN	PRINTER MAINTENANCE	832.21
86	50864	02/19/2026	CHK	112734	ARNETT INDUSTRIES LLC	OPERATING TOOLS	1,423.37

Accounts Payable

Checks and Customer Refunds

02/01/2026 To 02/28/2026

Bank Account: 1 - ZBA - WARRANT ACCOUNT

#	Check / Tran	Date	Pmt Type	Vendor	Vendor Name	Reference	Amount
87	50865	02/19/2026	CHK	113216	BOYD'S TREE SERVICE	TREE TRIMMING	1,620.05
88	50866	02/19/2026	CHK	100362	CITY OF PASCO	OCCUPATION/UTILITY	509,951.72
89	50867	02/19/2026	CHK	112961	CITY OF RICHLAND	FIBER LEASE	733.73
90	50868	02/19/2026	CHK	110413	COMPUNET INC	SOFTWARE MAINTENANCE	4,399.34
91	50869	02/19/2026	CHK	113369	CORWIN OF PASCO LLC	AUTO PARTS	108.53
92	50870	02/19/2026	CHK	100369	COSTCO MEMBERSHIP	ANNUAL MEMBERSHIP	65.00
93	50871	02/19/2026	CHK	114587	DARIGOLD INC	ENERGY SERVICES	12,789.00
94	50872	02/19/2026	CHK	114077	EMPIRE INNOVATION GROUP LLC	FLEX PLAN	1,622.40
95	50873	02/19/2026	CHK	105723	LEADERSHIP TRI-CITIES	ADVERTISING	1,000.00
96	50874	02/19/2026	CHK	113908	MILNE ENTERPRISES INC	OPERATING TOOLS	683.84
97	50875	02/19/2026	CHK	113712	NOKIA OF AMERICA CORPORATION	HARDWARE PURCHASE	2,548.26
98	50876	02/19/2026	CHK	100394	OXARC INC	NITROGEN & OTHER GASES	140.92
99	50877	02/19/2026	CHK	100424	PASCO CHAMBER OF COMMERCE	DUES & MEMBERSHIP	239.00
100	50878	02/19/2026	CHK	101875	RAY POLAND & SONS	DISPOSAL SERVICE	25.00
101	50879	02/19/2026	CHK	114481	TRUCKPRO HOLDING CORPORATION	OPERATING SUPPLIES	271.75
102	50880	02/19/2026	CHK	114099	U.S. PAYMENTS LLC	KIOSK TRANSACTIONS AND FEES	584.11
103	50881	02/19/2026	CHK	114108	VERIZON CONNECT FLEET USA LLC	PHONE SERVICES	1,273.09
104	50882	02/19/2026	CHK	109927	VESTIS SERVICES LLC	MATS AND COVERALLS	183.94
105	50883	02/19/2026	CHK	104105	WATER SOLUTIONS INC	WATER COOLER RENTAL	359.37
106	50884	02/19/2026	CHK	90002	CUSTOMER REFUND	CUSTOMER REFUND	53.21
107	50885	02/19/2026	CHK	90002	CUSTOMER REFUND	CUSTOMER REFUND	372.43
108	50886	02/19/2026	CHK	90002	CUSTOMER REFUND	CUSTOMER REFUND	247.17
109	50887	02/19/2026	CHK	90002	CUSTOMER REFUND	CUSTOMER REFUND	29.26
110	50888	02/19/2026	CHK	90002	CUSTOMER REFUND	CUSTOMER REFUND	29.01
111	50889	02/19/2026	CHK	90002	CUSTOMER REFUND	CUSTOMER REFUND	42.54
112	50890	02/19/2026	CHK	90002	CUSTOMER REFUND	CUSTOMER REFUND	298.05
113	50891	02/19/2026	CHK	90002	CUSTOMER REFUND	CUSTOMER REFUND	130.00
114	50892	02/19/2026	CHK	90002	CUSTOMER REFUND	CUSTOMER REFUND	9.63
115	50893	02/19/2026	CHK	90002	CUSTOMER REFUND	CUSTOMER REFUND	143.71
116	50894	02/26/2026	CHK	100087	ALTEC INDUSTRIES INC	OPERATING SUPPLIES	155.62
117	50895	02/26/2026	CHK	114378	CABLE HUSTON LLP	PROFESSIONAL SERVICES	4,916.50
118	50896	02/26/2026	CHK	100360	CITY OF PASCO	UTILITY SERVICES	1,336.29
119	50897	02/26/2026	CHK	113655	CLEAN CONCEPTS GROUP INC	EQUIPMENT MAINTENANCE	529.19
120	50898	02/26/2026	CHK	114144	COGENT COMMUNICATIONS INC	BROADBAND SERVICES	3,389.34
121	50899	02/26/2026	CHK	100384	COLUMBIA RIGGING CORP	OPERATING SUPPLIES	158.12
122	50900	02/26/2026	CHK	110413	COMPUNET INC	HARDWARE PURCHASE	9,423.77
123	50901	02/26/2026	CHK	113124	D J'S ELECTRICAL INC	DOCK CREW WORK	5,030.45
124	50902	02/26/2026	CHK	105071	DIRECT AUTOMOTIVE	AUTO PARTS	545.46
125	50903	02/26/2026	CHK	112943	FERRY COUNTY PUD	CWPU EXPENSE	1,002.15
126	50904	02/26/2026	CHK	111766	GREENRIDGE FARMING INC	ENERGY SERVICES	26,229.00
127	50905	02/26/2026	CHK	114007	GRIGG ENTERPRISES INC	BUILDING MAINTENANCE & SUPPLIES	17.41
128	50906	02/26/2026	CHK	113706	INTERMOUNTAIN CLEANING SERVICE INC	JANITORIAL SERVICES	4,465.95
129	50907	02/26/2026	CHK	114623	KORYS SERVICE AND REPAIR	ENERGY SERVICES	3,280.00

Accounts Payable

Checks and Customer Refunds

02/01/2026 To 02/28/2026

Bank Account: 1 - ZBA - WARRANT ACCOUNT

#	Check / Tran	Date	Pmt Type	Vendor	Vendor Name	Reference	Amount
130	50908	02/26/2026	CHK	100006	LOURDES OCCUPATIONAL HEALTH CENTER	MEDICAL SERVICE	525.00
131	50909	02/26/2026	CHK	105560	MARSH,MUNDORF,PRATT,SULLIVAN & MCKENZIE	DUES & MEMBERSHIP	1,665.00
132	50910	02/26/2026	CHK	113632	OREGON POTATO COMPANY	ENERGY SERVICES	7,221.20
133	50911	02/26/2026	CHK	100394	OXARC INC	OPERATING SUPPLIES	353.50
134	50912	02/26/2026	CHK	114589	ROGERS CHRYSLER JEEP DODGE RAM	2026 DODGE RAM DIESEL TRUCK	97,045.00
135	50913	02/26/2026	CHK	114614	SUPERIOR GLASS LLC	BUILDING MAINTENANCE & REPAIRS	3,000.20
136	50914	02/26/2026	CHK	113870	TOTH AND ASSOCIATES INC	PROFESSIONAL SERVICES	33,098.75
137	50915	02/26/2026	CHK	113360	VALLEY TRANSFORMER INC	TRANSFORMER MAINTENANCE & SUPPLIES	14,162.41
138	50916	02/26/2026	CHK	111471	VERIZON WIRELESS SERVICES LLC	PHONE SERVICES	105.26
139	50917	02/26/2026	CHK	109927	VESTIS SERVICES LLC	MATS AND COVERALLS	183.94
140	50918	02/26/2026	CHK	90002	CUSTOMER REFUND	CUSTOMER REFUND	153.26
141	50919	02/26/2026	CHK	90002	CUSTOMER REFUND	CUSTOMER REFUND	120.38
142	50920	02/26/2026	CHK	90002	CUSTOMER REFUND	CUSTOMER REFUND	260.00
143	50921	02/26/2026	CHK	90002	CUSTOMER REFUND	CUSTOMER REFUND	16.02
144	50922	02/26/2026	CHK	90002	CUSTOMER REFUND	CUSTOMER REFUND	42.79
145	50923	02/26/2026	CHK	90002	CUSTOMER REFUND	CUSTOMER REFUND	204.76
146	50924	02/26/2026	CHK	90002	CUSTOMER REFUND	CUSTOMER REFUND	585.01
Total for Bank Account - 1 :							<u>1,030,361.03</u>
Grand Total :							1,030,361.03

Accounts Payable

Check Register - Direct Deposit

02/01/2026 To 02/28/2026

Bank Account: 3 - FPU D REVENUE ACCOUNT

#	Check / Tran	Date	Pmt Type	Vendor	Vendor Name	Reference	Amount
1	34537	02/05/2026	DD	113886	AMAZON CAPITAL SERVICES INC	OPERATING SUPPLIES	774.72
2	34538	02/05/2026	DD	113380	ANIXTER INC	WAREHOUSE MATERIALS & SUPPLIES	2,012.47
3	34539	02/05/2026	DD	100178	BENTON COUNTY PUD	TREE TRIMMING	455.16
4	34540	02/05/2026	DD	114382	CREATIVE SAFETY SUPPLY LLC	OPERATING SUPPLIES	3,266.35
5	34541	02/05/2026	DD	114579	FULCRUM ELECTRIC LLC	ELECTRICAL BUILDING UPGRADES	60,208.63
6	34542	02/05/2026	DD	1076	KATRINA B FULTON	TRAVEL REIMBURSEMENT	796.02
7	34543	02/05/2026	DD	100216	GENERAL PACIFIC INC	WAREHOUSE MATERIALS & SUPPLIES	52,949.36
8	34544	02/05/2026	DD	112981	GREEN ENERGY TODAY LLC	ESQUATZEL DAM PROJECT	4,025.73
9	34545	02/05/2026	DD	113159	HERCULES INDUSTRIES INC	OPERATING SUPPLIES	692.88
10	34546	02/05/2026	DD	113299	HRA VEBA TRUST	VEBA	18,528.11
11	34547	02/05/2026	DD	100245	IBEW LOCAL 77	UNION DUES	5,839.36
12	34548	02/05/2026	DD	114588	LEVEL UP INSULATION LLC	ENERGY SERVICES	10,609.09
13	34549	02/05/2026	DD	114295	MISSIONSQUARE 107514	DEFERRED COMPENSATION	13,958.91
14	34550	02/05/2026	DD	114294	MISSIONSQUARE 301671	DEFERRED COMPENSATION	23,292.74
15	34551	02/05/2026	DD	100130	MOON SECURITY SERVICES INC	SECURITY MAINTENANCE	298.24
16	34552	02/05/2026	DD	113294	PARAMOUNT COMMUNICATIONS, INC	FIBER DOCK CREW	9,231.91
17	34553	02/05/2026	DD	112792	PASCO TIRE FACTORY INC	VEHICLE TIRES	2,957.62
18	34554	02/05/2026	DD	100300	PRINCIPAL BANK PCS	INSURANCE PREMIUM	158,894.07
19	34555	02/05/2026	DD	114312	RELIANCE STANDARD LIFE INSURANCE CO	INSURANCE PREMIUM	6,048.99
20	34556	02/05/2026	DD	114602	SALITRE CONSTRUCTION LLC	ENERGY SERVICES	18,550.32
21	34557	02/05/2026	DD	1245	PEDRO TORRES	TRAVEL REIMBURSEMENT	801.66
22	34558	02/05/2026	DD	102263	TYNDALE COMPANY INC	FIRE SAFETY CLOTHING	331.61
23	34559	02/05/2026	DD	100277	UNITED WAY	UNITED WAY	75.00
24	34560	02/12/2026	DD	113886	AMAZON CAPITAL SERVICES INC	BUILDING MAINTENANCE & SUPPLIES	295.78
25	34561	02/12/2026	DD	1101	LEVI E DEBORD	EMPLOYEE REIMBURSEMENT	139.38
26	34562	02/12/2026	DD	102842	ENERGY NORTHWEST	NINE CANYON	164,849.16
27	34563	02/12/2026	DD	100216	GENERAL PACIFIC INC	WAREHOUSE MATERIALS & SUPPLIES	6,091.87
28	34564	02/12/2026	DD	101501	JIM'S PACIFIC GARAGES INC	OPERATING SUPPLIES	638.26
29	34565	02/12/2026	DD	1191	BRIAN C JOHNSON	TRAVEL REIMBURSEMENT	2,205.62
30	34566	02/12/2026	DD	102763	KONECRANES INC	ANNUAL CRANE INSPECTION	2,208.60
31	34567	02/12/2026	DD	1251	CHRISTOPER LE	EMPLOYEE REIMBURSEMENT	20.00
32	34568	02/12/2026	DD	114588	LEVEL UP INSULATION LLC	ENERGY SERVICES	10,149.92
33	34569	02/12/2026	DD	113201	NAPA	AUTO PARTS	174.36
34	34570	02/12/2026	DD	114601	NOBLE HVAC SERVICES LLC	ENERGY SERVICES	9,000.00
35	34571	02/12/2026	DD	100366	NORTHWEST PUBLIC POWER ASSOCIATION	REGISTRATION	1,150.00
36	34572	02/12/2026	DD	111368	ONLINE INFORMATION SERVICES INC	UTILITY EXCHANGE REPORT	650.40
37	34573	02/12/2026	DD	112792	PASCO TIRE FACTORY INC	VEHICLE TIRES & REPAIRS	3,538.80
38	34574	02/12/2026	DD	114282	RWC INTERNATIONAL LTD	TRUCK PARTS	153.70
39	34575	02/12/2026	DD	114602	SALITRE CONSTRUCTION LLC	ENERGY SERVICES	29,975.71
40	34576	02/12/2026	DD	102483	SCHWEITZER ENGINEERING LABORATORIES	OPERATING SUPPLIES	1,119.67
41	34577	02/12/2026	DD	112707	THE ENERGY AUTHORITY	TEA SCHEDULING & CONSULTING	123,728.86
42	34578	02/12/2026	DD	102263	TYNDALE COMPANY INC	FIRE SAFETY CLOTHING	2,452.44
43	34579	02/12/2026	DD	114204	VITAL RECORDS HOLDINGS LLC	RECORDS STORAGE SERVICES	575.93

Accounts Payable

Check Register - Direct Deposit

02/01/2026 To 02/28/2026

Bank Account: 3 - FPUD REVENUE ACCOUNT

#	Check / Tran	Date	Pmt Type	Vendor	Vendor Name	Reference	Amount
44	34580	02/12/2026	DD	100290	WA PUBLIC UTILITY DISTRICT ASSOC	DUES & MEMBERSHIP	9,999.00
45	34665	02/19/2026	DD	114180	2001 SIXTH LLC	BROADBAND SERVICES	150.00
46	34666	02/19/2026	DD	113886	AMAZON CAPITAL SERVICES INC	HARDWARE PURCHASE	340.29
47	34667	02/19/2026	DD	101890	COLUMBIA INDUSTRIES	SHREDDING SERVICES	145.39
48	34668	02/19/2026	DD	113109	DESIGNER DECAL INC	VEHICLE DECALS	4,036.56
49	34669	02/19/2026	DD	102842	ENERGY NORTHWEST	PACKWOOD	31,865.00
50	34670	02/19/2026	DD	100229	GRAINGER INC	OPERATING SUPPLIES	673.00
51	34671	02/19/2026	DD	113299	HRA VEBA TRUST	VEBA	9,817.80
52	34672	02/19/2026	DD	100448	LAWSON PRODUCTS INC	OPERATING SUPPLIES	2,379.90
53	34673	02/19/2026	DD	113652	LEAF CAPITAL FUNDING LLC	PRINTER LEASE	1,041.04
54	34674	02/19/2026	DD	114295	MISSIONSQUARE 107514	DEFERRED COMPENSATION	14,757.26
55	34675	02/19/2026	DD	114294	MISSIONSQUARE 301671	DEFERRED COMPENSATION	23,381.76
56	34676	02/19/2026	DD	113201	NAPA	AUTO PARTS	428.55
57	34677	02/19/2026	DD	113269	NISC	MAILING SERVICES & INSERT PRINTING	54,343.46
58	34678	02/19/2026	DD	101318	NORTHWEST OPEN ACCESS NETWORK	FIBER SERVICES	46,712.21
59	34679	02/19/2026	DD	112792	PASCO TIRE FACTORY INC	VEHICLE TIRES & REPAIRS	3,698.08
60	34680	02/19/2026	DD	114447	PLUTO ACQUISITION OPCO LLC	NEW HIRE BACKGROUND CHECK	108.96
61	34681	02/19/2026	DD	113445	RELIABLE EQUIPMENT & SERVICE COMPANY, IN	OPERATING TOOLS	442.34
62	34682	02/19/2026	DD	100195	STAPLES ADVANTAGE	PAPER PRODUCTS	2,594.20
63	34683	02/19/2026	DD	1141	DANIEL E STEPHENSON	EMPLOYEE REIMBURSEMENT	258.93
64	34684	02/19/2026	DD	1245	PEDRO TORRES	TRAVEL REIMBURSEMENT	678.22
65	34685	02/19/2026	DD	102263	TYNDALE COMPANY INC	FIRE SAFETY CLOTHING	207.45
66	34686	02/19/2026	DD	100283	UTILITIES UNDERGROUND LOCATION CENTER	LOCATE SERVICES	351.00
67	34687	02/19/2026	DD	1221	VICTOR FUENTES	TRAVEL REIMBURSEMENT	1,811.06
68	34688	02/19/2026	DD	1005	ROSARIO VIERA	TRAVEL REIMBURSEMENT	766.27
69	34689	02/26/2026	DD	113886	AMAZON CAPITAL SERVICES INC	OPERATING SUPPLIES	552.65
70	34690	02/26/2026	DD	113380	ANIXTER INC	WAREHOUSE MATERIALS & SUPPLIES	3,029.81
71	34691	02/26/2026	DD	100329	CCP DIRECT	OPERATING SUPPLIES	372.75
72	34692	02/26/2026	DD	112753	EAN HOLDINGS LLC	CAR RENTALS	210.89
73	34693	02/26/2026	DD	114609	GALLAGHER BENEFIT SERVICES INC	FLEX PLAN	42.00
74	34694	02/26/2026	DD	100229	GRAINGER INC	OPERATING SUPPLIES	87.36
75	34695	02/26/2026	DD	104189	H2 PRE-CAST INC	WAREHOUSE MATERIALS & SUPPLIES	55,865.70
76	34696	02/26/2026	DD	113442	ICE TRADE VAULT, LLC	COUNTERPARTY TRADE FEE	453.00
77	34697	02/26/2026	DD	113261	LANDIS+GYR TECHNOLOGY, INC	SOFTWARE MAINTENANCE	7,043.77
78	34698	02/26/2026	DD	100448	LAWSON PRODUCTS INC	OPERATING SUPPLIES	857.79
79	34699	02/26/2026	DD	114588	LEVEL UP INSULATION LLC	ENERGY SERVICES	13,644.26
80	34700	02/26/2026	DD	100080	MCCURLEY INTEGRITY DEALERSHIPS LLC	AUTO PARTS	99.48
81	34701	02/26/2026	DD	100130	MOON SECURITY SERVICES INC	SECURITY MAINTENANCE	377.17
82	34702	02/26/2026	DD	113201	NAPA	AUTO PARTS	238.36
83	34703	02/26/2026	DD	100678	NEWSDATA LLC	ANNUAL SUBSCRIPTION	8,679.33
84	34704	02/26/2026	DD	100366	NORTHWEST PUBLIC POWER ASSOCIATION	TRAINING REGISTRATION	2,180.00
85	34705	02/26/2026	DD	113445	RELIABLE EQUIPMENT & SERVICE COMPANY, IN	OPERATING TOOLS	2,369.87
86	34706	02/26/2026	DD	114602	SALITRE CONSTRUCTION LLC	ENERGY SERVICES	18,047.56

Accounts Payable

Check Register - Direct Deposit

02/01/2026 To 02/28/2026

Bank Account: 3 - FPU D REVENUE ACCOUNT

#	Check / Tran	Date	Pmt Type	Vendor	Vendor Name	Reference	Amount
87	34707	02/26/2026	DD	114536	SOUND GRID PARTNERS LLC	HAEIF GRANT CONSULTING SERVICES	8,842.50
88	34708	02/26/2026	DD	113111	TOTAL QUALITY AIR LLC	ENERGY SERVICES	9,000.00
89	34709	02/26/2026	DD	100478	TRI CITY HERALD	ADVERTISING	1,150.25
90	34710	02/26/2026	DD	102263	TYNDALE COMPANY INC	FIRE SAFETY CLOTHING	1,311.17
91	34711	02/26/2026	DD	1132	CARLOS REYES	TRAVEL REIMBURSEMENT	418.08
92	34712	02/26/2026	DD	1245	PEDRO TORRES	TRAVEL REIMBURSEMENT	816.41
Total for Bank Account - 3 :							1,100,395.30
Grand Total :							1,100,395.30

AGENDA ITEM 7

Franklin PUD Commission Meeting Packet

Agenda Item Summary

Presenter: Katrina Fulton
Finance and Customer Service Director

Date: March 24, 2026

- REPORTING ONLY**
 - FOR DISCUSSION
 - ACTION REQUIRED
-

- 1. OBJECTIVE:**
Reviewing the District's Industrial Service Rate Schedules.

- 2. BACKGROUND:**
Staff will provide a presentation on the District's Industrial Service Rate Schedules.

- 3. SUGGESTED MOTION:**
None, presentation only.

AGENDA ITEM 8

Franklin PUD Commission Meeting Packet
Agenda Item Summary

Presenter: Katrina Fulton
Finance and Customer Service Director

REPORTING ONLY
 FOR DISCUSSION
 ACTION REQUIRED

Date: March 24, 2026

1. OBJECTIVE:

Authorizing the General Manager/CEO or his Designee to Execute Amendment No. 1 to the Third Amended and Restated Resource Management Agreement between The Energy Authority, Inc. and Public Utility District No. 1 of Franklin County, Washington (the District).

2. BACKGROUND:

In June 2006, concurrent with its sale of Power Resource Managers to The Energy Authority, Inc. (TEA), the District entered into a Resource Management Agreement (RMA) with TEA. The RMA defines the terms under which TEA performs the trading, resource scheduling and optimization services, and other related consulting services for the District. The Commission approved an amended and restated RMA with TEA in 2009 to extend the term of the agreement, clarify certain trading provisions and set fees related to scheduling and risk management for the post-2011 slice contract, and again in 2017 for the purpose of clarifying liability language in the event of a scheduling error.

In March 2025 the Commission authorized the General Manager/CEO to execute a WSPP Agreement with Snohomish PUD for the assignment of generation from the Wheat Field Wind Project to the District. Optimizing this resource requires additional power scheduling services from TEA, the cost of which was included in the 2026 Operating Budget as part of Power Supply. TEA recently drafted an amendment to the third amended and restated RMA to include these scheduling services in the scope of services provided. This includes a monthly cost of \$21,500 for each month the District takes delivery of the Wheat Field Resource (\$127,500 annually for the May-October deliveries) and is subject to an annual escalation of 4% or Employment Cost Index, whichever is greater. The amendment expires March 30, 2029, in conjunction with the end of the WSPP agreement with Snohomish PUD. As the amendment encompasses the annual renewals, the total value exceeds the \$200,000 approval limit afforded to the General Manager/CEO through policy ADM-16, Purchasing Approval and Payment Authority.

Staff recommends the Commission authorize the General Manager/CEO or his designee to execute amendment No. 1 to the Third Amended and Restated Resource Management Agreement between The Energy Authority, Inc. and the District.

3. SUGGESTED MOTION:

I move to Authorize the General Manager/CEO or his Designee to Execute Amendment No. 1 to the Third Amended and Restated Resource Management Agreement between The Energy Authority, Inc. and Public Utility District No. 1 of Franklin County, Washington.

AGENDA ITEM 9

Franklin PUD Commission Meeting Packet

Agenda Item Summary

Presenter: Mark Hay
Engineering & Operations Director

Date: March 24, 2026

- REPORTING ONLY**
 - FOR DISCUSSION
 - ACTION REQUIRED
-

- 1. OBJECTIVE:**
Presenting an Update on the District's Electric System Plan.

- 2. BACKGROUND:**
Staff will provide a presentation on the District's Electric System Plan.

- 3. SUGGESTED MOTION:**
None, presentation only.

AGENDA ITEM 10

Franklin PUD Commission Meeting Packet
Agenda Item Summary

Presenter: Mark Hay
Engineering & Operations Director
Date: March 24, 2026

- REPORTING ONLY
- FOR DISCUSSION
- ACTION REQUIRED**

1. OBJECTIVE:

Authorizing the General Manager/CEO or his Designee to Execute a Contract for the Purchase of Three Phase Transformers.

2. BACKGROUND:

In February 2026, the District requested sealed bids from vendors for the purchase of three phase transformers required to meet the District’s future needs. The bid allowed staff to award the contracts to multiple vendors. Staff received ten (10) bids:

<u>Bidder:</u>	<u>Total Bid:</u>	<u>Exceptions:</u>	<u>Bid Bond:</u>
General Pacific/ERMCO	\$ 570,583	Yes	Yes
Border States/Hitachi	\$ 585,034	Yes	Yes
Howard Industries	\$ 789,169	Yes	Yes
Stuart Irby/Central Monloney	\$ 872,228	Yes	Yes
Stuart Irby/Eaton	\$ 576,766	Yes	Yes
Stuart Irby/Hitachi	\$ 588,283	Yes	Yes
WEG Transformers USA	\$ 553,254	Yes	Yes
Wesco/Anixter/Cooper	\$ 695,144	Yes	Yes
Wesco/Anixter/Hitachi	\$ 594,690	Yes	Yes
Wesco/Anixter/GE	\$ 387,533	Yes	Yes (Did not bid all line items)

Staff evaluated the three lowest bids submitted by General Pacific, Wesco/Anixter, and WEG Transformers USA and identified the following:

- The bid submitted by General Pacific/ERMCO contained exceptions that included the inside tank not being painted per District specification, substituting gray paint with green paint on compartments, using rustoleum truck liner instead of asphalt undercoating, some units exceeded stated dimensions, deviations to the test requirements, and missing ANSI paint certification. These exceptions are acceptable to the District.
- The bid submitted by WEG Transformers USA contained exceptions that included substituting gray paint with green paint on compartments, some units exceeded stated dimensions, providing a standard warranty, and missing ANSI paint certification. These exceptions are acceptable to the District.

- The bid submitted by Wesco/Anixter/GE contained exceptions that included inside tank not being painted per District specification, substituting gray paint with green paint on compartments, not providing corrugated type radiators, substituting the loadbreak switch, substituting the loadbreak bushing insert, and missing ANSI paint certification. These exceptions are not acceptable to the District.

Staff determined that the bid submitted by WEG Transformers USA was a responsive bid and within the District's estimate. Had the evaluated bids been deemed non-responsive, the District would have continued evaluating the remaining bid submittals.

Staff recommends that the Commission authorize the General Manager/CEO or his designee to execute a contract with WEG Transformers USA, the lowest responsive bidder, for the purchase of three phase transformers for a total not to exceed amount of \$553,254, with a lead time of 22-30 weeks.

3. SUGGESTED MOTION:

I move to authorize the General Manager/CEO or his designee to execute a contract with WEG Transformers USA, the lowest responsive bidder, for the purchase of three phase transformers for a total not to exceed amount of \$553,254.

AGENDA ITEM 11

Franklin PUD Commission Meeting Packet
Agenda Item Summary

Presenter: Mark Hay
Engineering & Operations Director
Date: March 24, 2026

- REPORTING ONLY
- FOR DISCUSSION
- ACTION REQUIRED

1. OBJECTIVE:

Authorizing the General Manager/CEO or his Designee to Execute a Contract for the Purchase of Voltage Regulators.

2. BACKGROUND:

In February 2026, the District requested sealed bids from vendors for the purchase of voltage regulators required to meet the District’s future needs. Staff received ten (10) bids:

<u>Bidder:</u>	<u>Total Bid:</u>	<u>Exceptions:</u>	<u>Bid Bond:</u>	<u>Lead Times</u>
Wesco/Anixter/Cooper	\$ 546,204	Yes	Yes	46 weeks
General Pacific/Siemens	\$ 402,882	Yes	Yes	38 weeks
Border States/Siemens	\$ 415,254	Yes	Yes	40 weeks
Border States/TSEA	\$ 399,138	Yes	Yes	40 weeks

Staff evaluated each bid and identified the following:

- The bid submitted by Border States/Siemens contained exceptions that included not providing a handhole for the regulator, utilizing a standard potential transformer rather than a differential potential transformer per District specification to provide two measured voltages for type A units and not type B units, and objecting to accept loss penalties based on the quote price. These exceptions are not acceptable to the District.
- The bid submitted by General Pacific/Siemens contained exceptions that included not providing a handhole for the regulator, utilizing a standard potential transformer rather than a differential potential transformer per District specification to provide two measured voltages for type A units and not type B units, and objecting to accept loss penalties based on the quote price. These exceptions are not acceptable to the District.
- The bid submitted by Border States/TSEA contained exceptions that included providing a separate quote outside of the total bid amount for testing costs. In addition, Border States/TSEA did not submit additional information required to evaluate the bid response properly.

Staff determined that the bid submitted by Wesco/Anixter/Cooper is a responsive bid and within the District’s estimate.

Staff recommends the Commission find the bids submitted by Border States/Siemens, Border States/TSEA and General Pacific/Siemens non-responsive and authorize the General Manager/CEO or his designee to execute a contract with Wesco/Anixter/Cooper, the lowest responsive bidder, for the purchase of voltage regulators for a total not to exceed \$546,204.

3. SUGGESTED MOTION:

I move to find the bids submitted by Border States/Siemens, Border States/TSEA and General Pacific/Siemens non-responsive and authorize the General Manager/CEO or his designee to execute a contract with Wesco/Anixter/Cooper, the lowest responsive bidder, for the purchase of voltage regulators for a total not to exceed \$546,204.

AGENDA ITEM 12

Franklin PUD Commission Meeting Packet

Agenda Item Summary

Presenter: Mark Hay
Engineering & Operations Director
Date: March 24, 2026

REPORTING ONLY
 FOR DISCUSSION
 ACTION REQUIRED

1. OBJECTIVE:

Authorizing the General Manager/CEO or his Designee to Approve the Utilization of the Washington State Department of Enterprise Services Contract 00819 to Execute a Contract with WEX Bank for Vehicle Fuel.

2. BACKGROUND:

The Washington State Department of Enterprise Services (DES) awarded competitively solicited Contract 00819 Fleet Card Services to WEX Bank on October 09, 2020. The DES Contract provides utilities with access to fleet card services that are used to capture fleet-related expenses such as fuel, vehicle maintenance, and other fleet services. The fleet card is accepted in all 50 states, at more than 95% of U.S. retail fueling locations including the CFN and Coleman Oil fueling stations located near the District's Operation Center. The fleet card also offers an incentive payment to the District based on usage.

In March 2022, the District entered into Contract 10027 with Coleman Oil and subsequently approved an extension that will terminate on April 30, 2026. The District solicited Bid 10690 for a new vehicle fuel contract that resulted in no responses.

Staff has evaluated the Washington State DES Contract 00819 and found that the products available meet the District's requirements for vehicle fuel. Staff determined that the competitive requirements of Washington State law have been met with the Regional Master Contract Competitive Solicitation and Evaluation process followed by Washington State DES. Interlocal Agreement 6198 between the District and Washington State DES allows the District to utilize Contract 00819.

The 2026 Capital Budget includes \$180,220 for fuel to be purchased in 2026. In accordance with Policy 16, Purchasing Approval and Payment Authority, purchases over \$120,000 require approval from the Commission prior to use.

Staff recommends that the Commission authorize the General Manager/CEO or his designee to approve the utilization of the Washington DES Contract 00819 to execute a contract with WEX Bank for Vehicle Fuel, for a total not to exceed amount of \$180,220.

3. SUGGESTED MOTION:

I move to authorize the General Manager/CEO or his designee to approve the utilization of the Washington State DES Contract 00819 to execute a contract with WEX Bank for Vehicle Fuel, for a total not to exceed amount of \$180,220.

AGENDA ITEM 13

Franklin PUD Commission Meeting Packet
Agenda Item Summary

Presenter: Rosario Viera
Public Information Officer
Date: March 24, 2026

- REPORTING ONLY
- FOR DISCUSSION
- ACTION REQUIRED**

1. OBJECTIVE:

Authorizing the General Manager/CEO or his Designee to Execute an Interlocal Cooperative Agreement Between the District, Benton Conservation District, Franklin Conservation District, City of Richland, Benton PUD, Energy Northwest, Kennewick School District, and ESD 123, to Hold the Tri-Cities Foundation for Water & Energy Education (FWEE) Science Technology, Engineering and Mathematics (STEM) Career Academy.

2. BACKGROUND:

The District would like to enter into an Interlocal Cooperative Agreement with the above noted entities for the purpose of collaborating and holding the fourth Tri-Cities FWEE STEM Career Academy (the Academy) for high school students in the Mid-Columbia. The Academy is scheduled for June 22 through June 25, 2026, at UA Local 598 Plumbers and Steamfitters Training Center in Pasco. The Academy will provide industry education and hands-on experiences to promote clean energy and agricultural careers in the Tri-Cities to local 10-12 grade students.

The monetary commitment is estimated to be about \$1,000 which is well within staff's approval limits, however, RCW 39.34, requires the Interlocal Agreement to be authorized by the Commission.

Staff recommends that the Commission authorize the General Manager/CEO or his designee to execute the Interlocal Agreement between the District, Benton Conservation District, Franklin Conservation District, City of Richland, Benton PUD, Energy Northwest, Kennewick School District, and ESD 123, to hold the FWEE STEM Career Academy.

3. SUGGESTED MOTION:

I move to authorize the General Manager/CEO or his designee to execute the Interlocal Agreement between the District, Benton Conservation District, Franklin Conservation District, City of Richland, Benton PUD, Energy Northwest, Kennewick School District, and ESD 123, to hold the FWEE STEM Career Academy.



January/February 2026

Monthly Key Performance Indicators

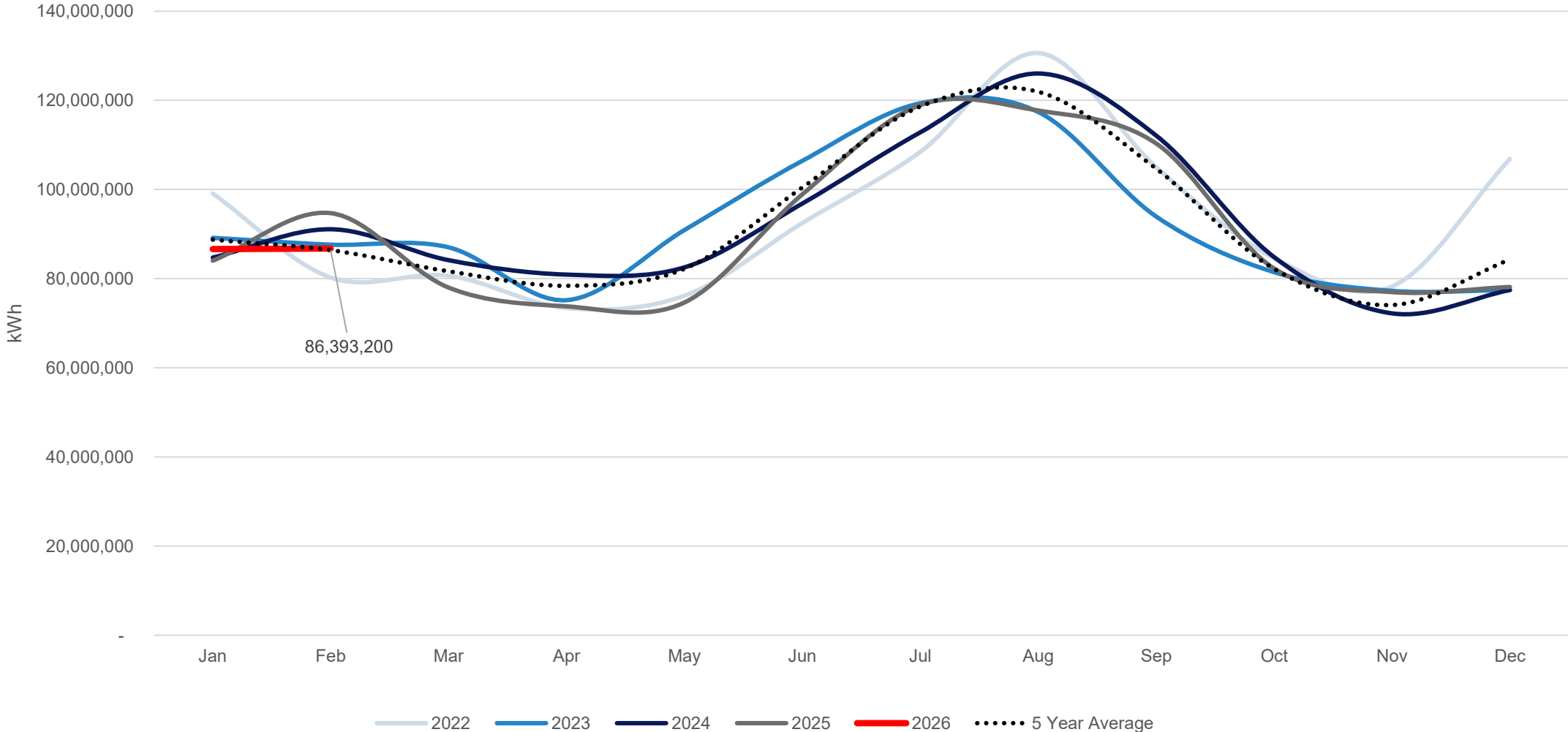
EXECUTIVE SUMMARY

January and February continued the warm winter trend started in December, beginning the fiscal year in a retail sales budget shortfall of (\$341k) YTD.

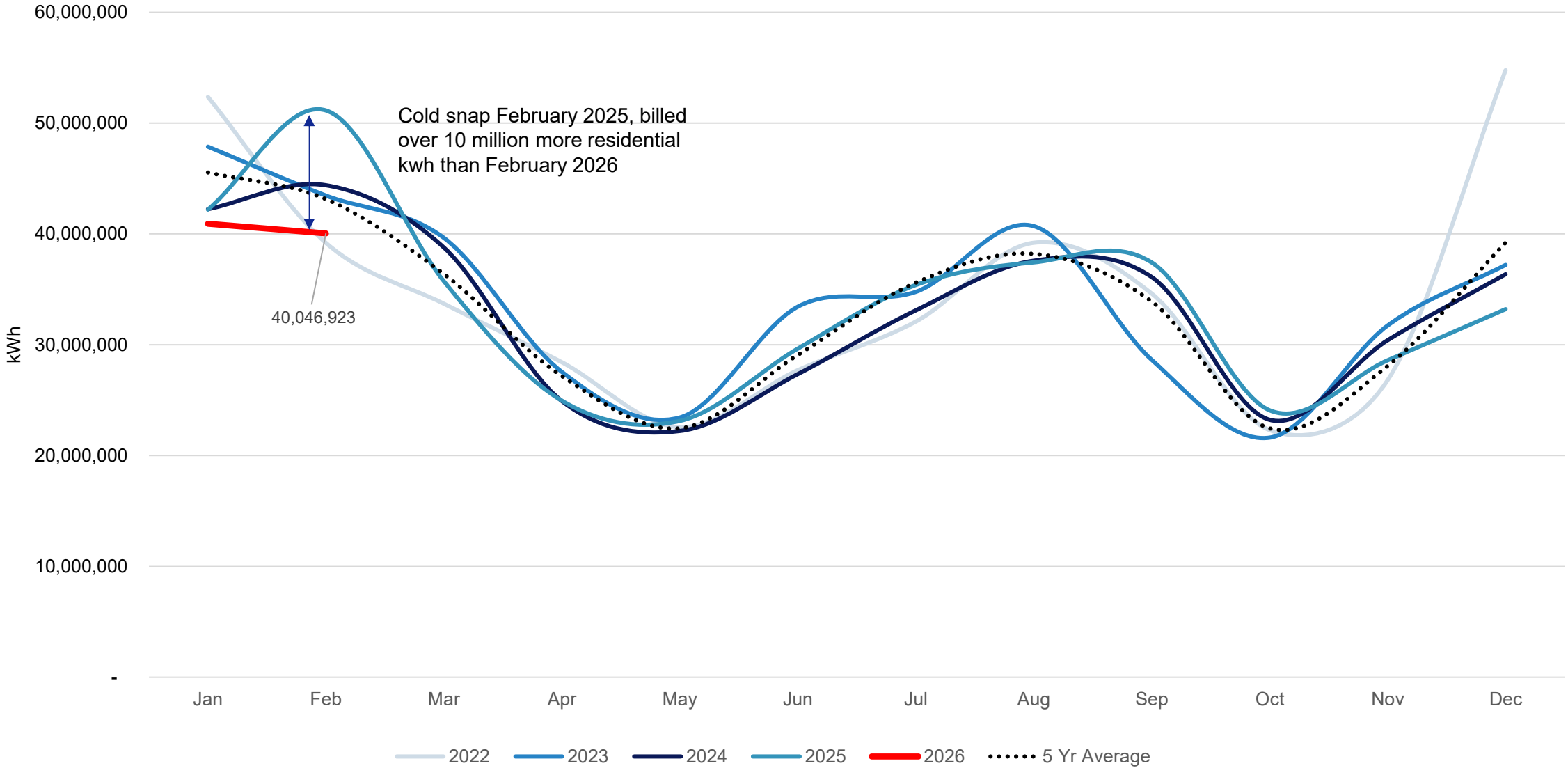
This is reflected most prominently in Residential loads.

Changes in forward curve pricing have impacted the end-of-year budget forecast unfavorably, with a DSC projected to end the year at 1.65x. The fall in the forward affects several components of Net Power Cost, most notably Secondary Market Sales. It is still early in the year but impacts from the CRSO spill regime resulting from the preliminary injunction are not yet shown in the District's power cost models. Bonneville will be conducting a rate proceeding and models will be updated once the full financial impact is known. Staff will continue to closely monitor the financial situation.

RETAIL LOAD COMPARISON

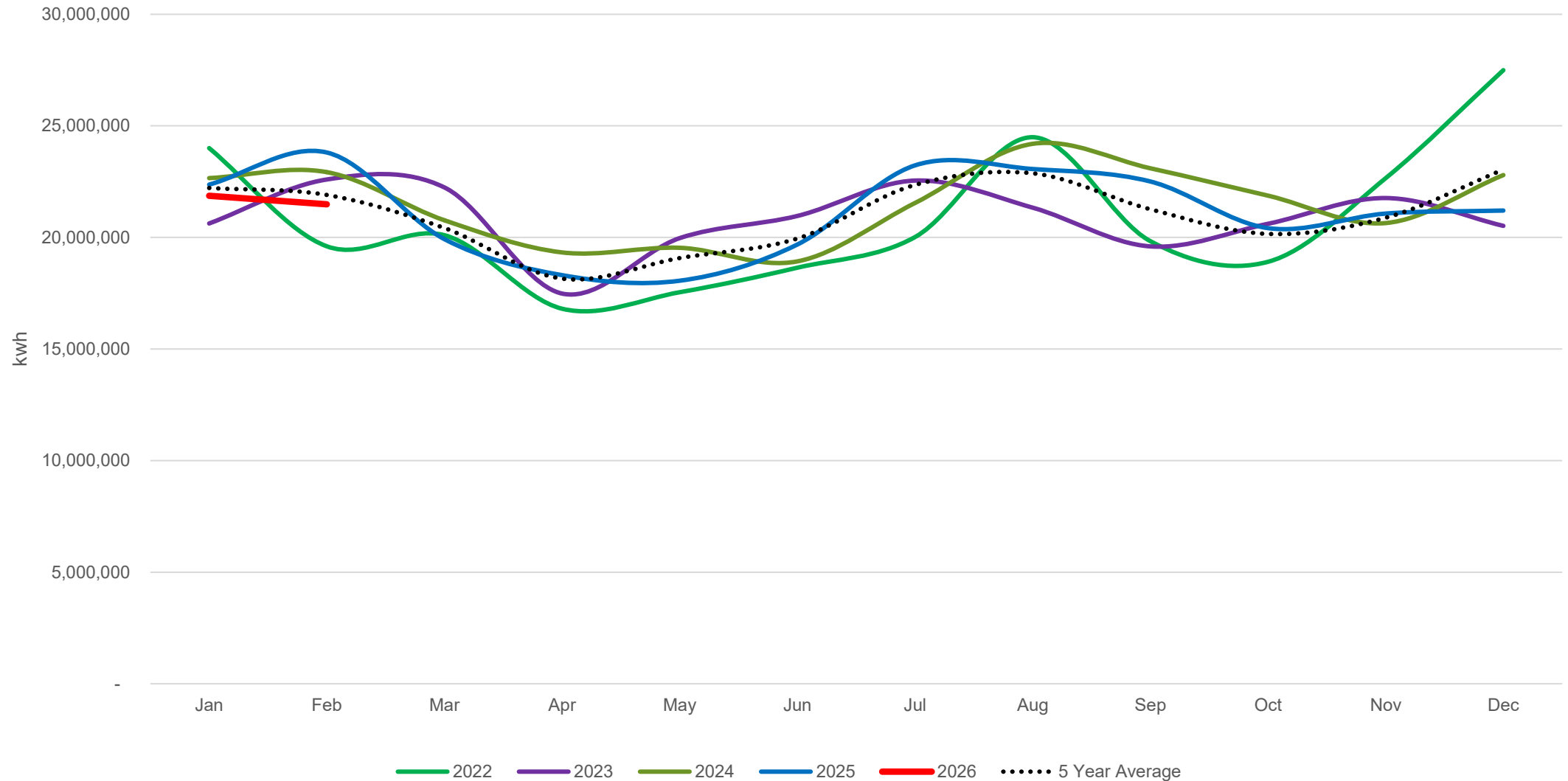


RESIDENTIAL LOADS

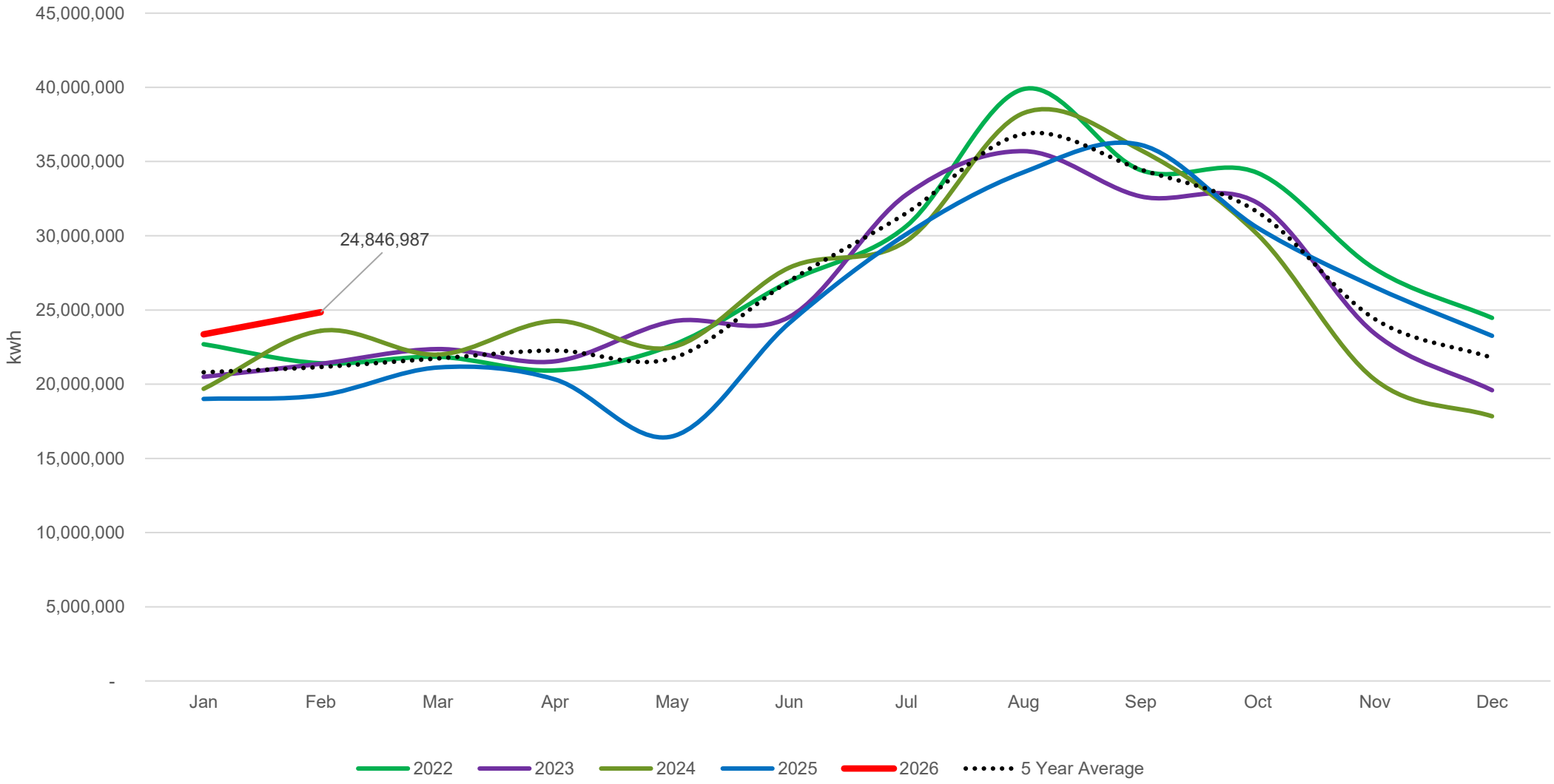


KPIs for Jan/Feb 2026

SMALL & MEDIUM GENERAL

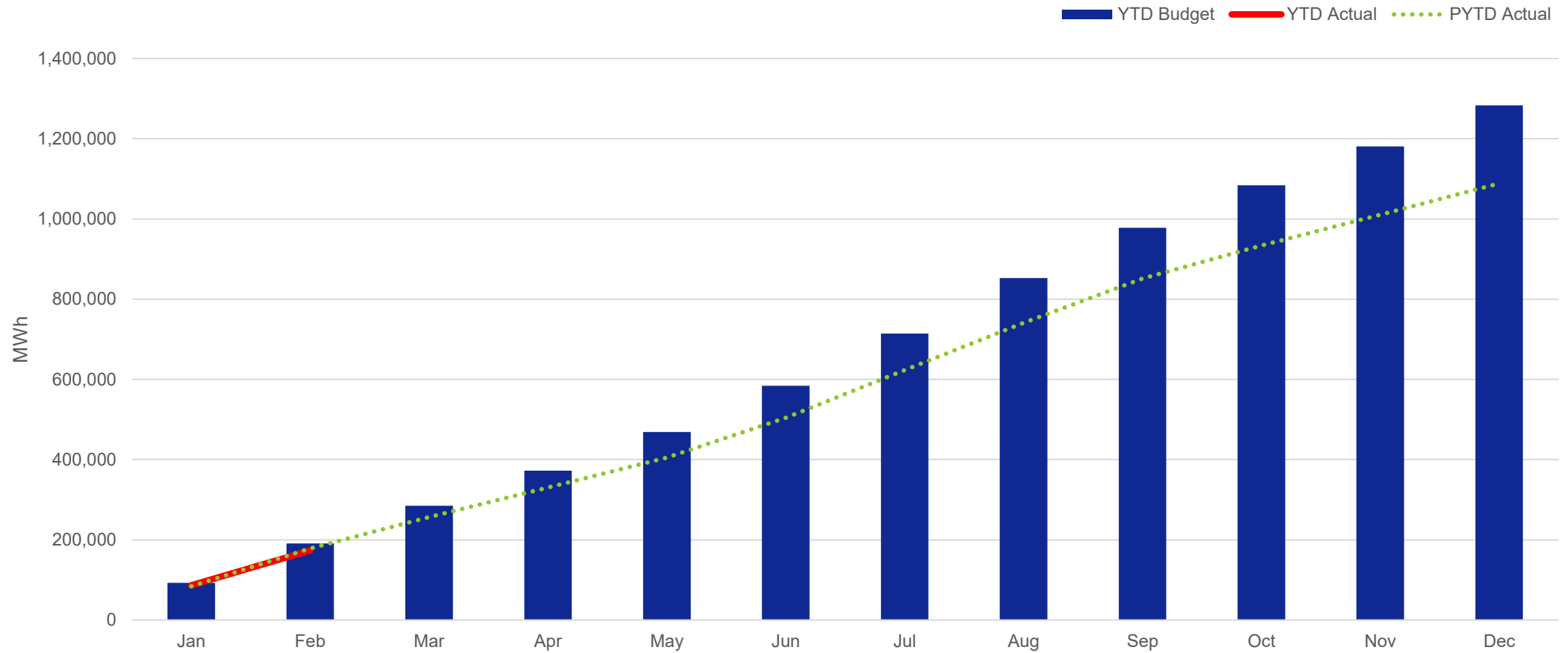


LARGE COMMERCIAL & INDUSTRIAL LOADS



KPIs for Jan/Feb 2026

YTD LOADS: BUDGET VS. ACTUAL








POWER



JAN/FEB OVERVIEW

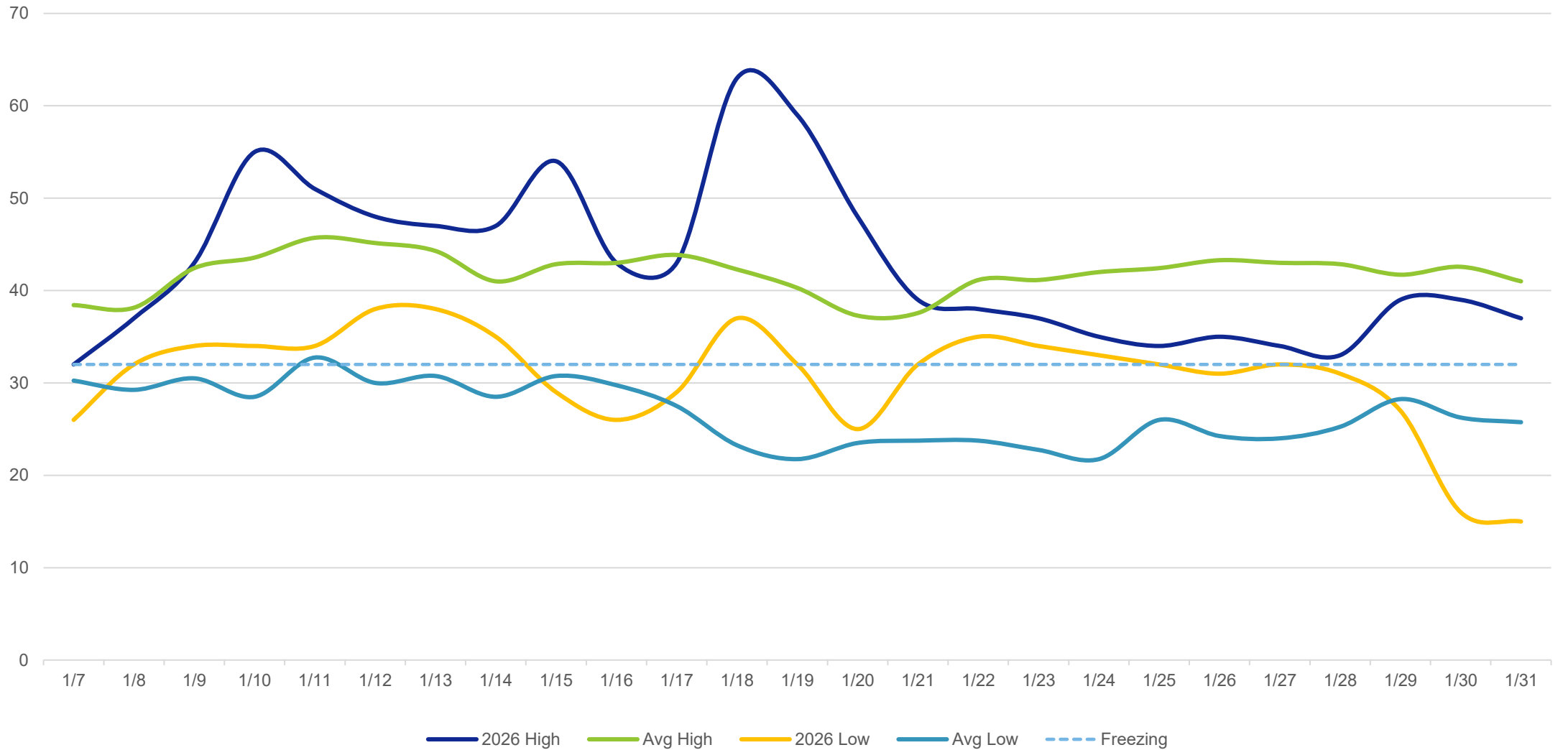
January started warm and registered a few cold days, but February had record warm temps across the month. Market prices and the forward curve reacted and continued to fall, with average Mid-C prices reaching a high of \$59.34 and a low of \$9.38. This low and moderate pricing creates the following cost impacts:

Market Purchases & Powerex	
Secondary Market Sales	
Swap Settlements (contracts at higher price)	

On an end-of-year forecast basis, the impact of these components is a \$1.48m increase in Net Power Costs (NPC).

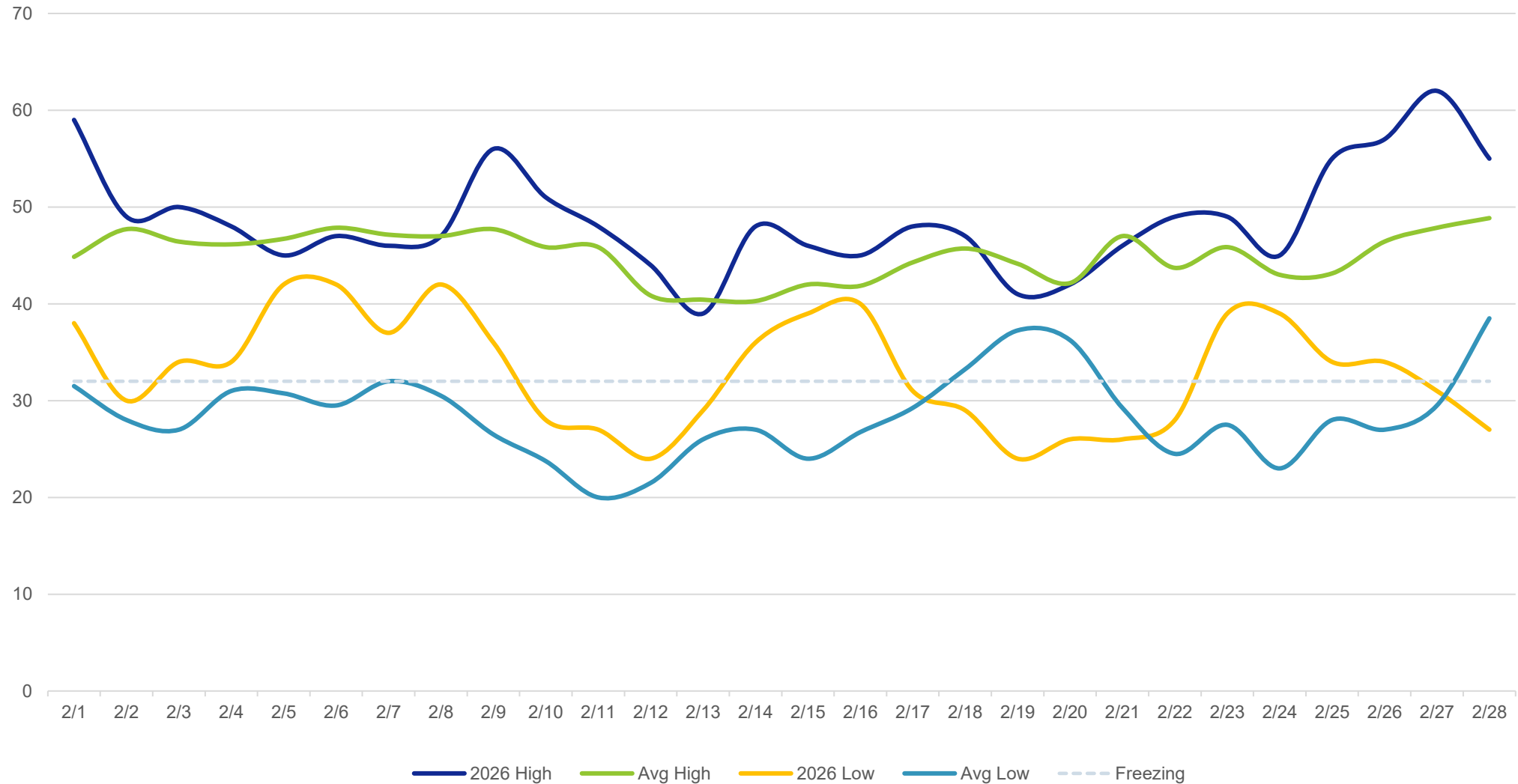
Hydro conditions decremented in January and February, but as of March 11, 2026 are forecasted to be close to average for the water year, about 104 MAF. Runoff shape is important as well – possible the snow distribution will result in early flows depending on warmth.

TEMPERATURES - JANUARY

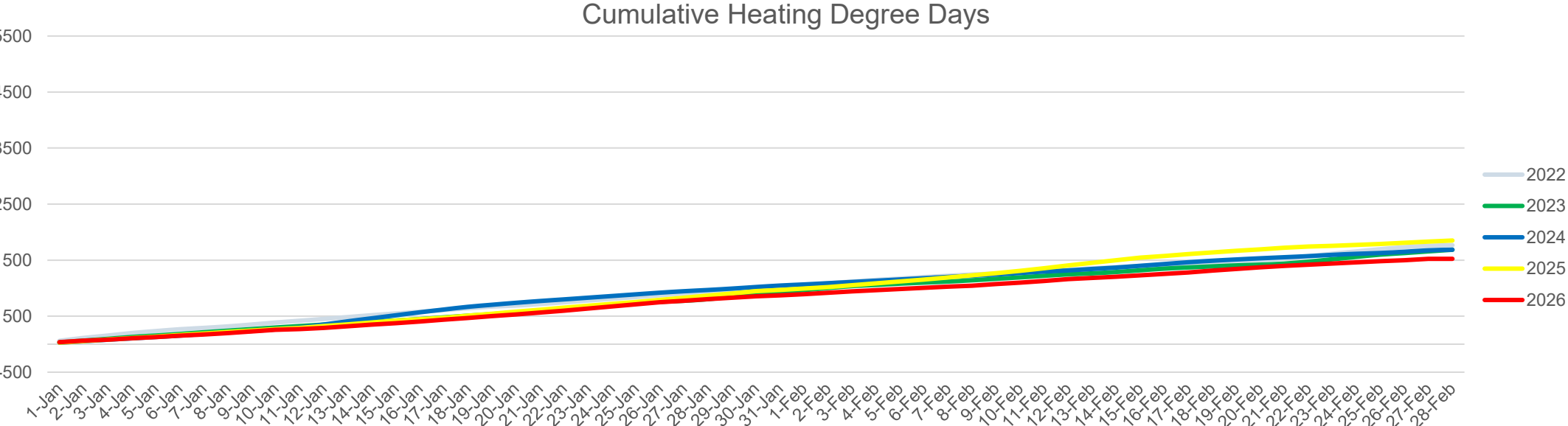


KPIs for Jan/Feb 2026

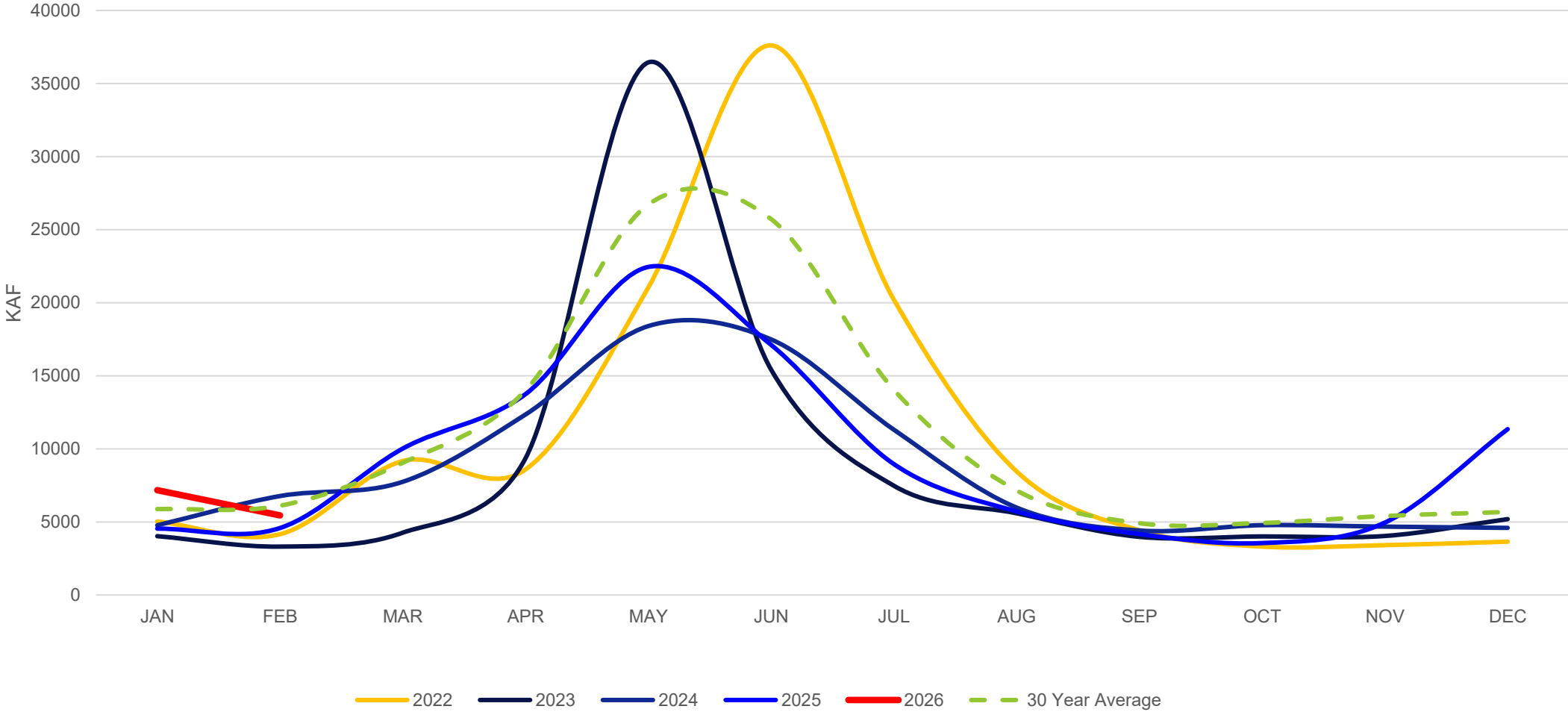
TEMPERATURES - FEBRUARY



CUMULATIVE WEATHER DATA

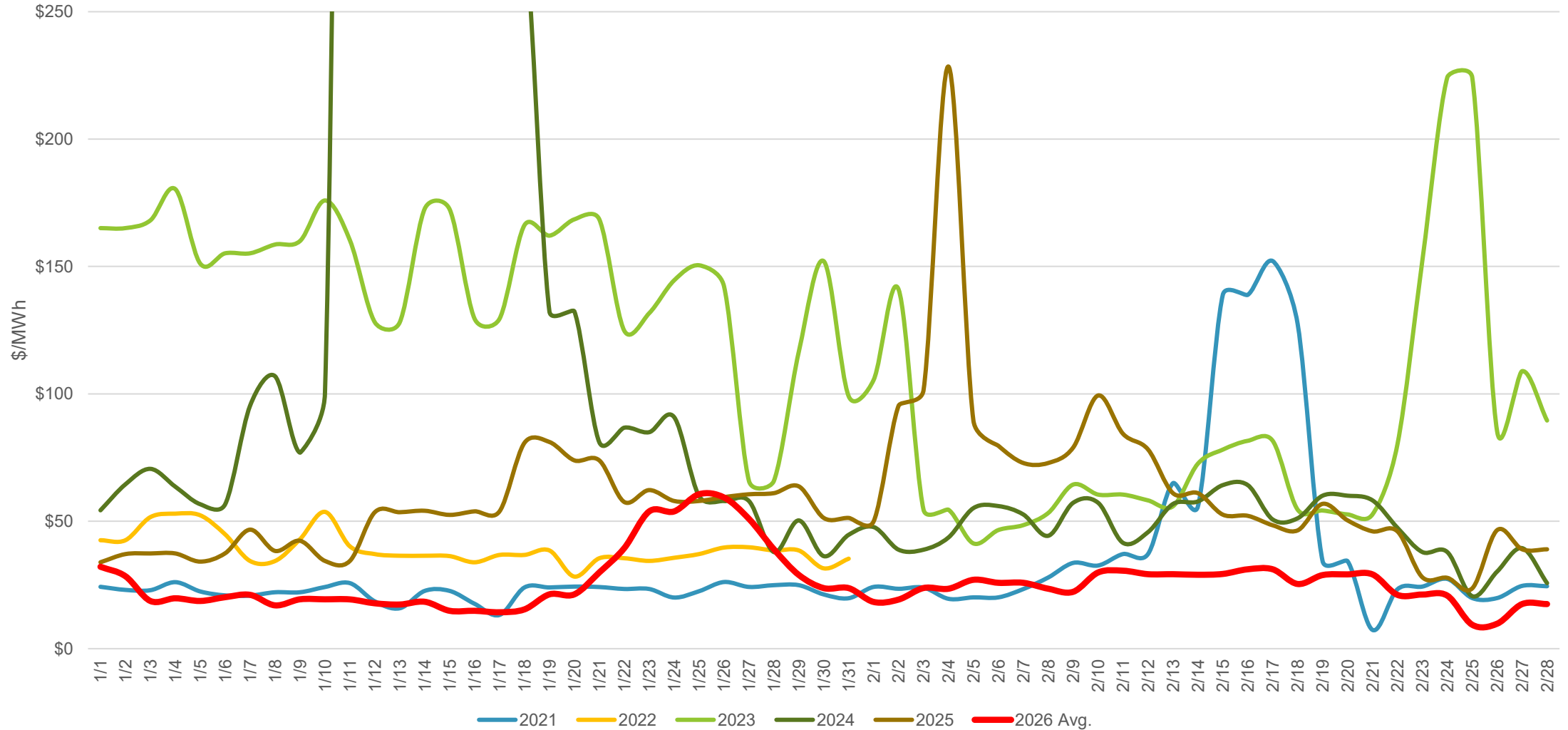


COLUMBIA RIVER RUNOFF



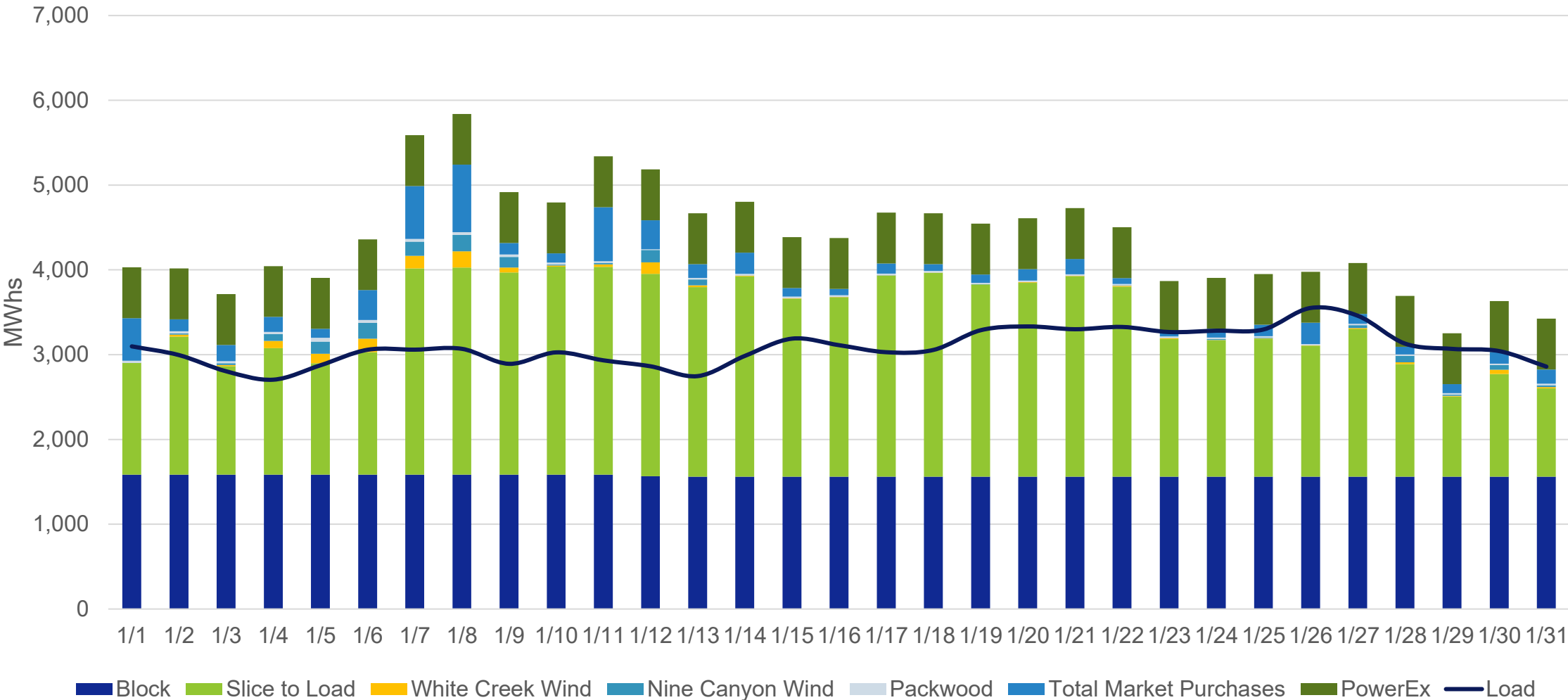
KPIs for Jan/Feb 2026

AVERAGE DAILY PRICES (MID-COLUMBIA)



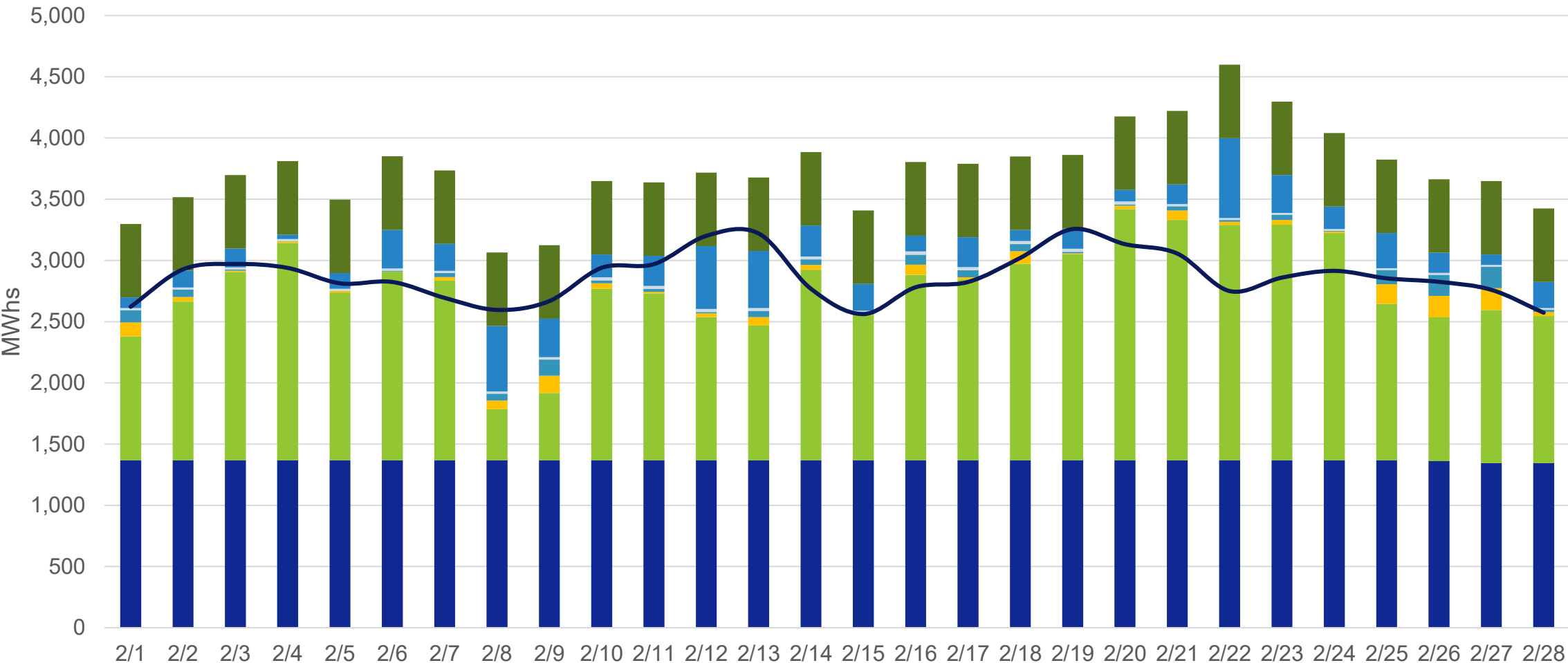
KPIs for Jan/Feb 2026

LOAD/RESOURCE BALANCE - JANUARY



KPIs for Jan/Feb 2026

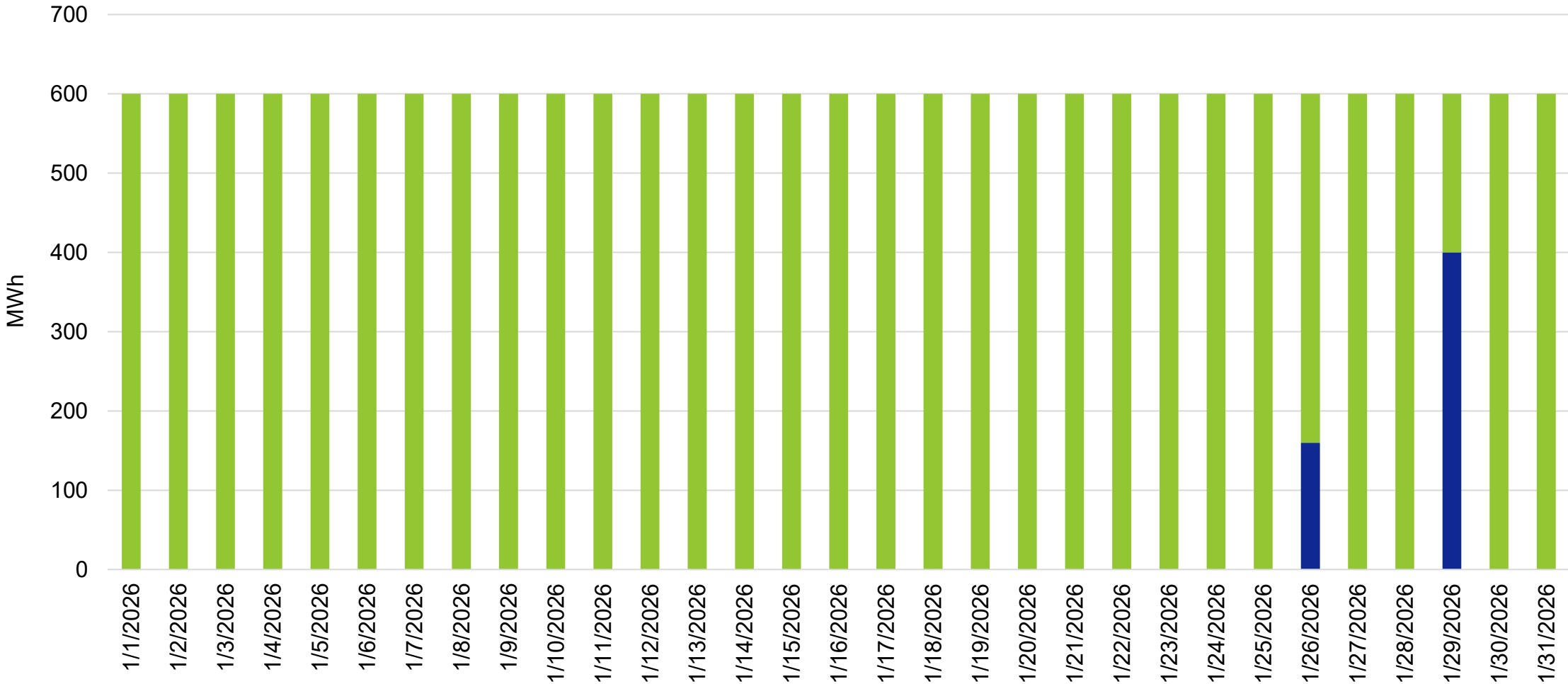
LOAD/RESOURCE BALANCE - FEBRUARY



KPIs for Jan/Feb 2026

POWEREX DELIVERIES - JANUARY

To Market To Load



POWEREX DELIVERIES - FEBRUARY

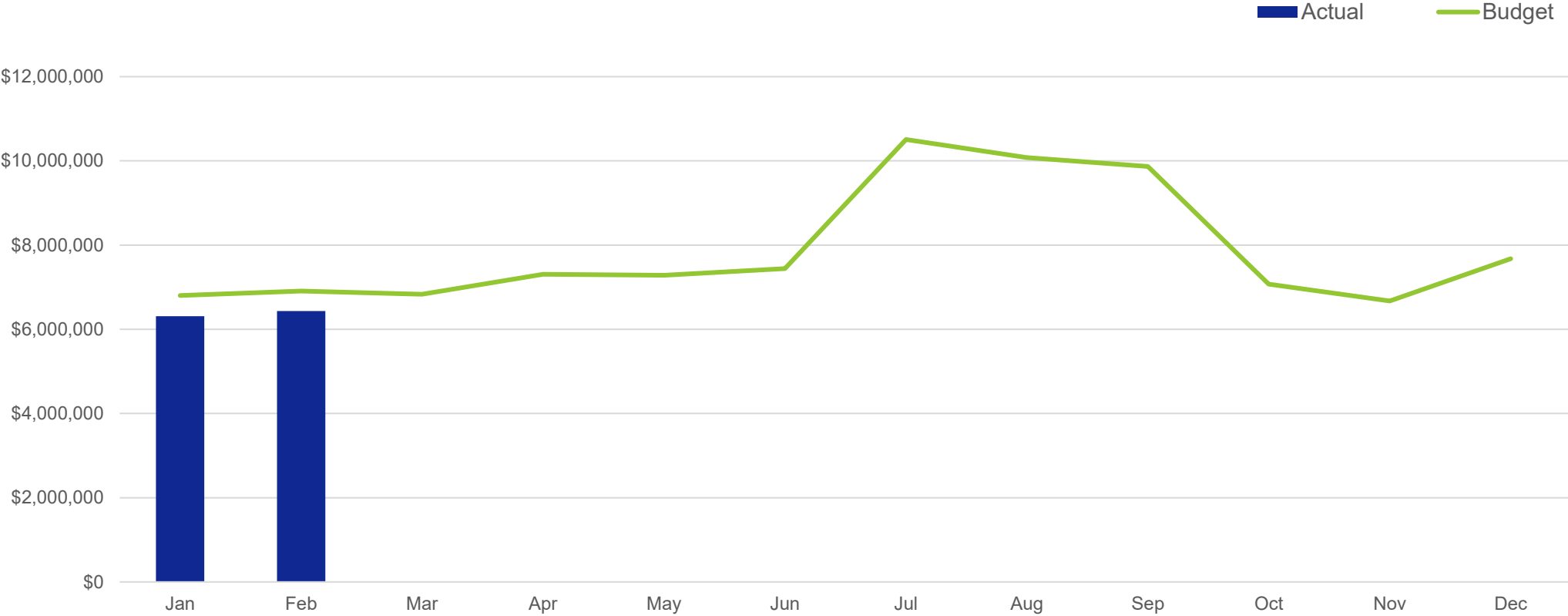


SECONDARY MARKET SALES

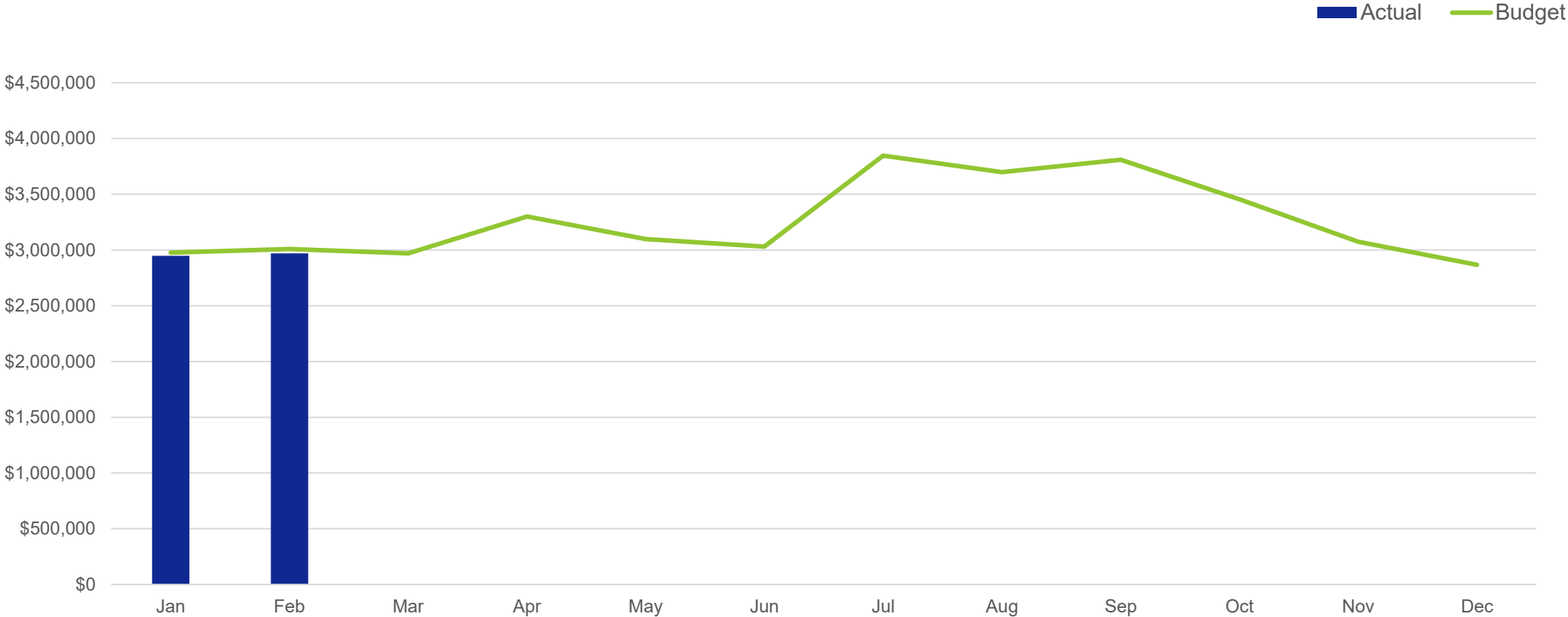
**includes Sales for Resale, REC sales, Carbon Allowance Auction proceeds*



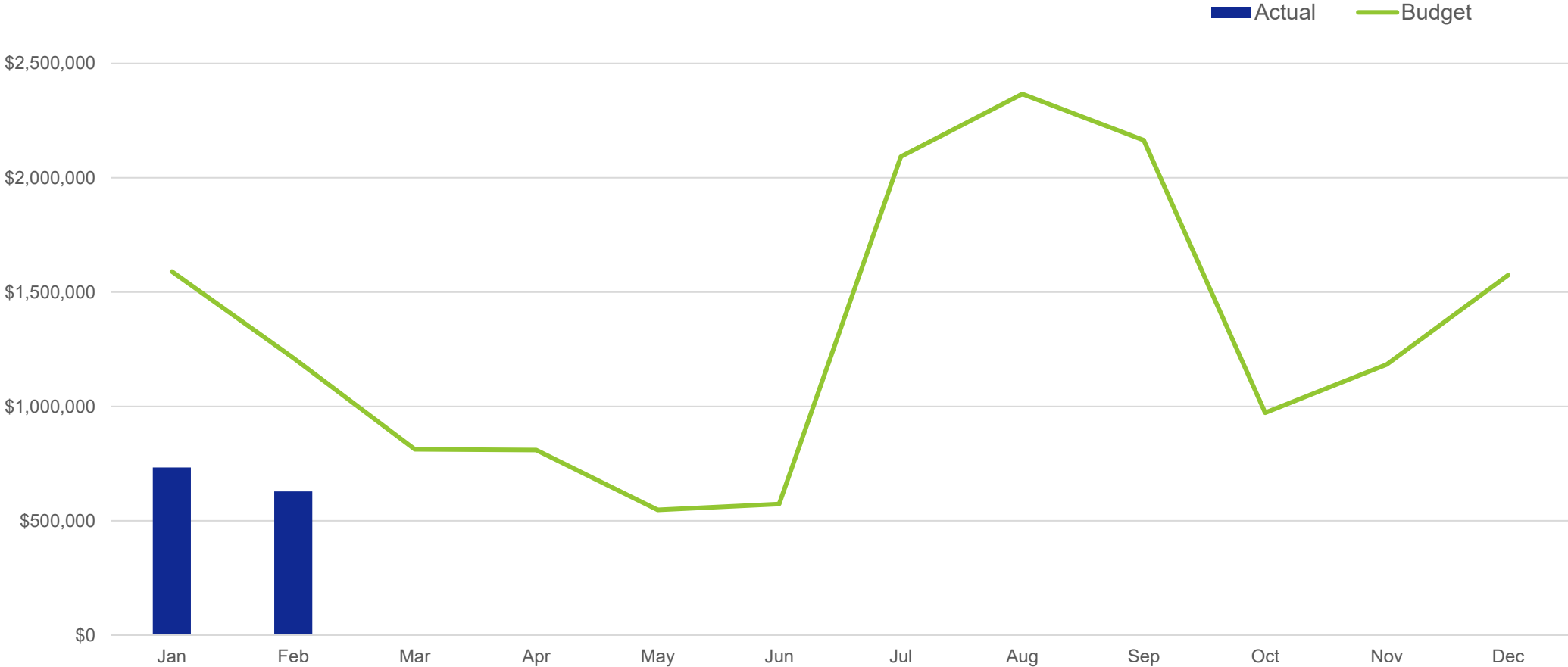
POWER SUPPLY COSTS



BPA POWER: BUDGET VS. ACTUAL



POWEREX: BUDGET VS. ACTUAL

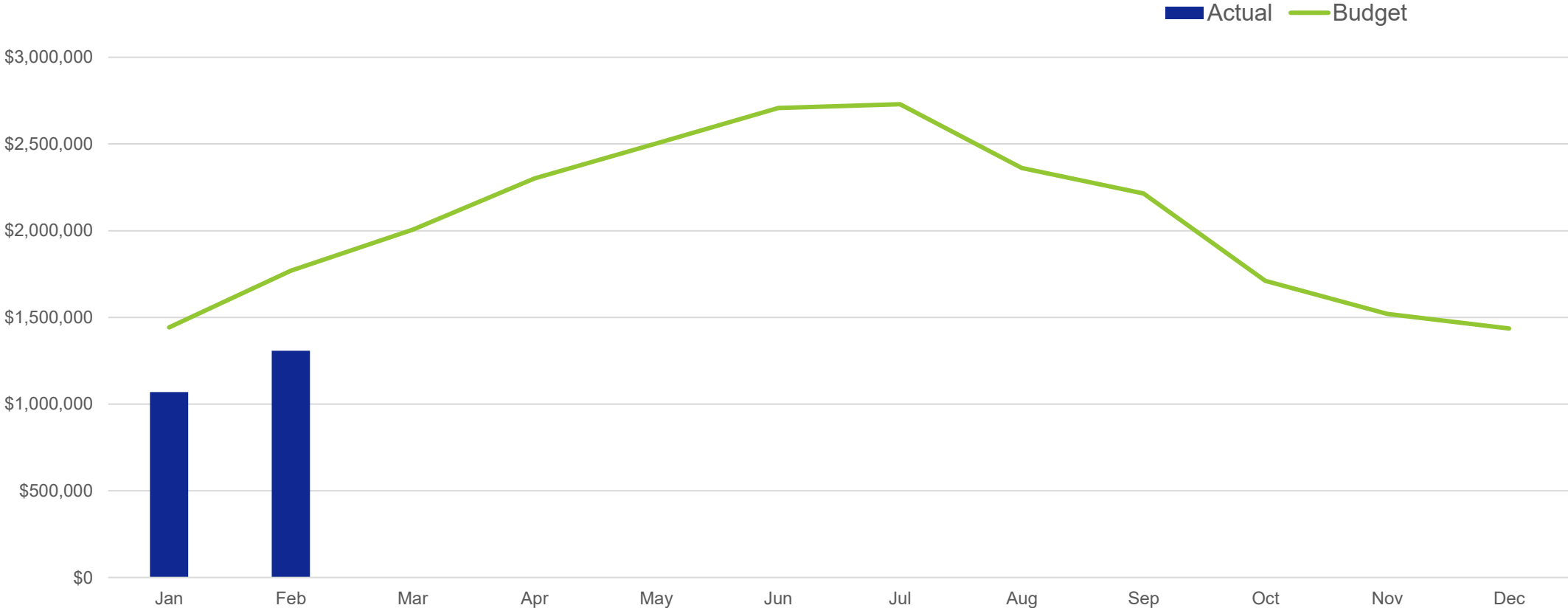


MARKET PURCHASES: BUDGET VS. ACTUAL

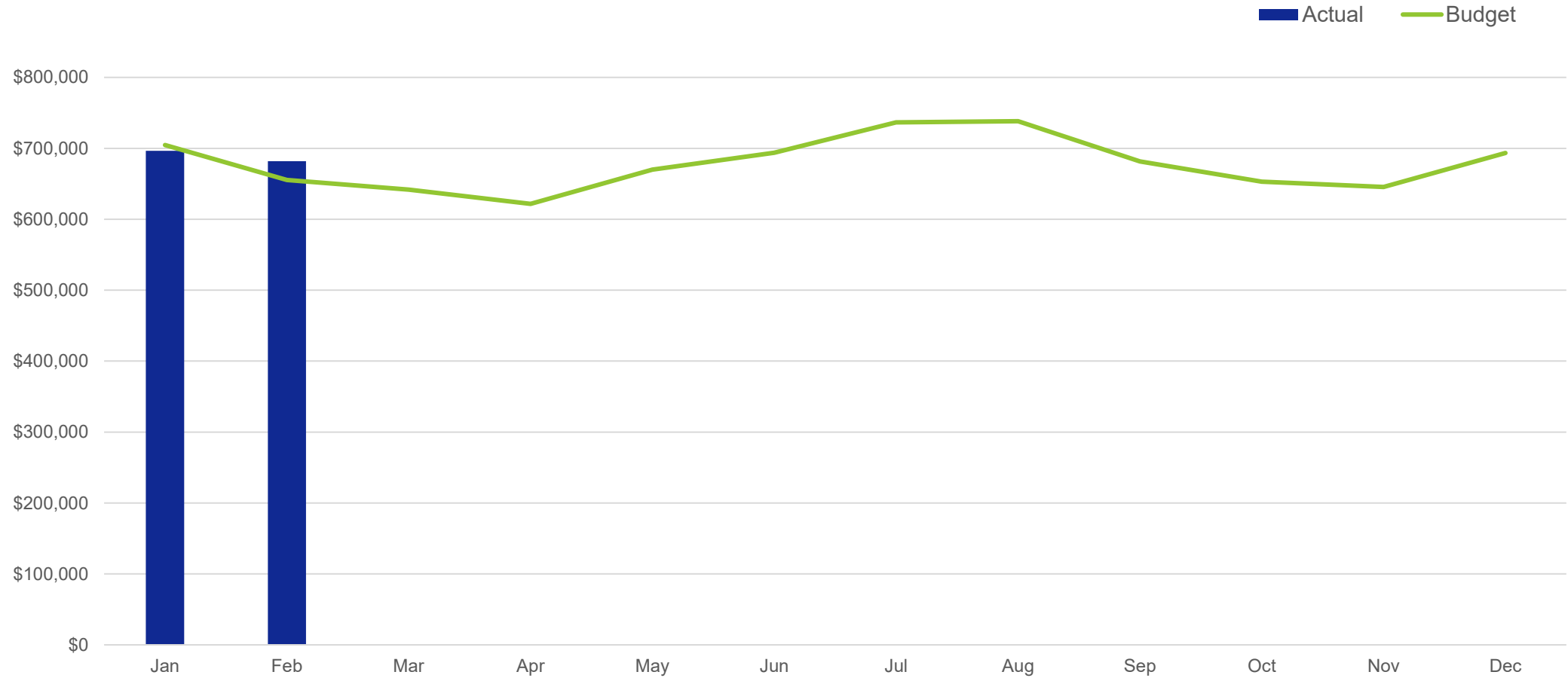
**Includes hedge settlements*



OTHER RESOURCES: BUDGET VS. ACTUAL




TRANSMISSION & ANCILLARY: BUDGET VS. ACTUAL





OPERATIONS

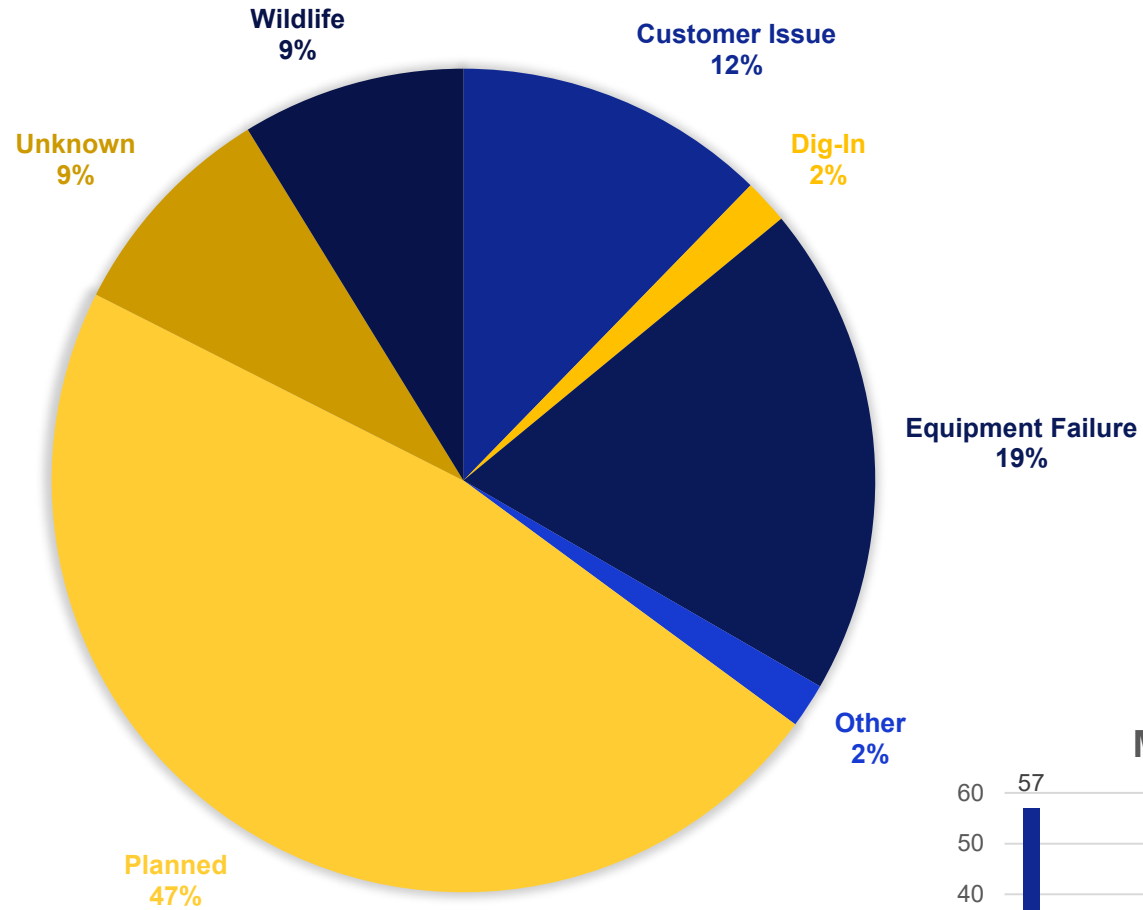


OVERVIEW

	January	February	Year to Date
Outages			
Total	57	33	90
Planned	27	8	3
Longest Unplanned Outage			
Substation	Kahlotus	Blanton	Kahlotus
Cause	Equipment Failure	Equipment Failure	Equipment Failure
Date	January 1	February 11	January 1
Duration	19 hours, 15 minutes	5 hours, 11 minutes	19 hours, 15 minutes
Customers Affected	13	2	13
Reliability			
SAIFI	0.0092	0.0113	0.0205
SAIDI	0.9	1.3	2.2
CAIDI	102	114.8	108.4

JANUARY OUTAGES

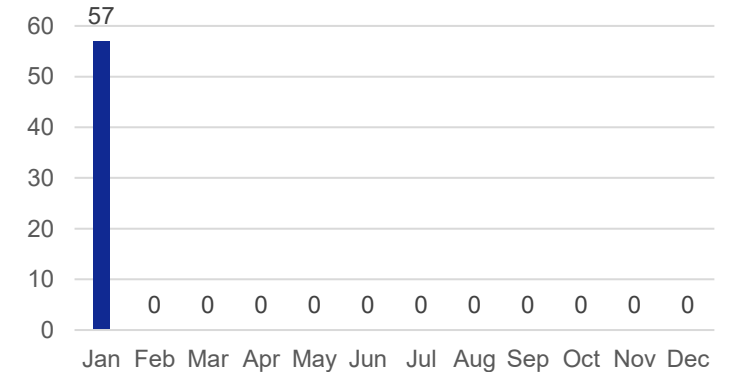
Outage Causes	
Customer Issue	7
Dig-In	1
Equipment Failure	11
Other	1
Planned	27
Unknown	5
Wildlife	5



Monthly Outages

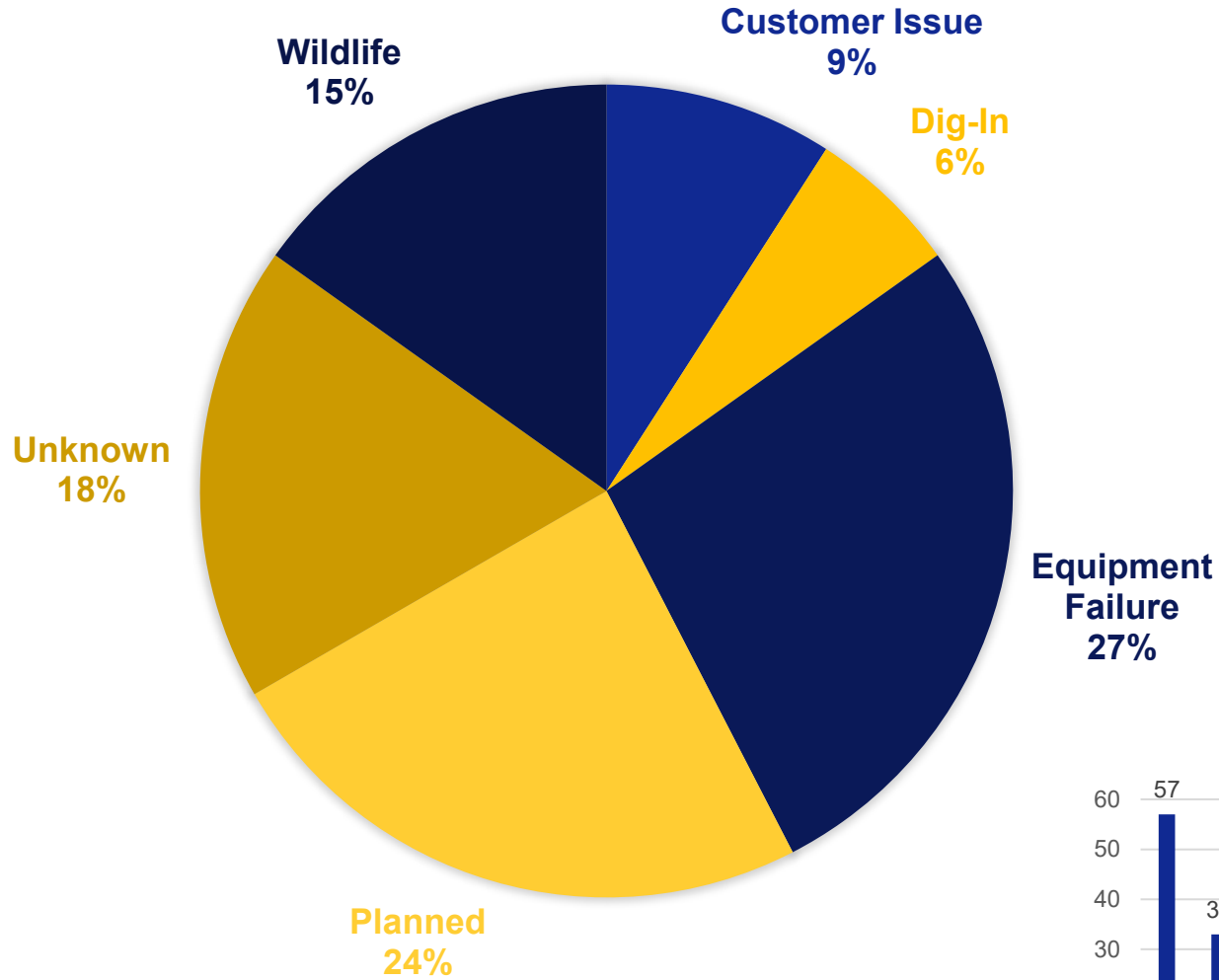


Monthly Outages




FEBRUARY OUTAGES

Outage Causes	
Customer Issue	3
Dig-In	2
Equipment Failure	9
Planned	8
Unknown	6
Wildlife	5

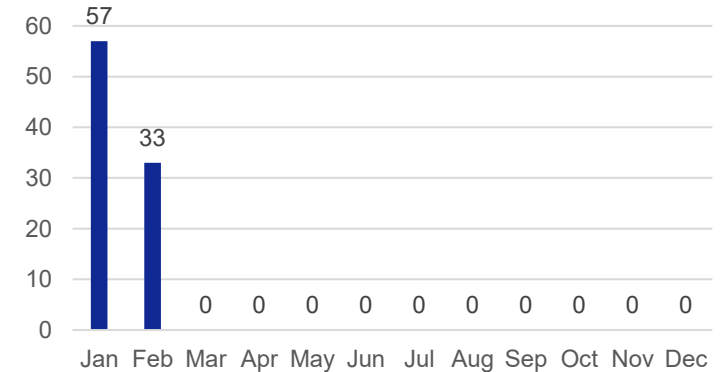


Monthly Outages

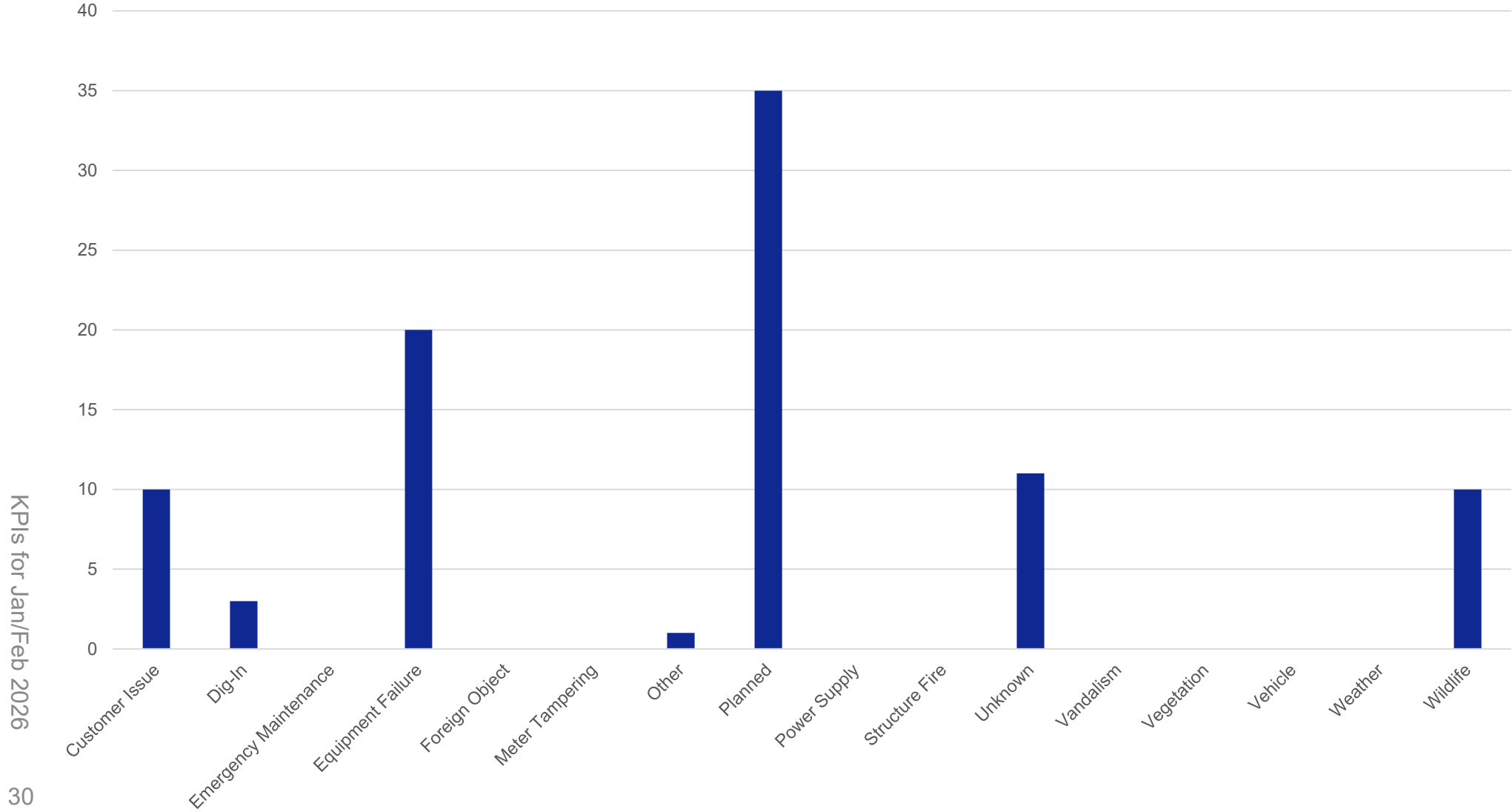


Equipment Failure
27%


Monthly Outages



OUTAGES YTD



YTD Total Outages

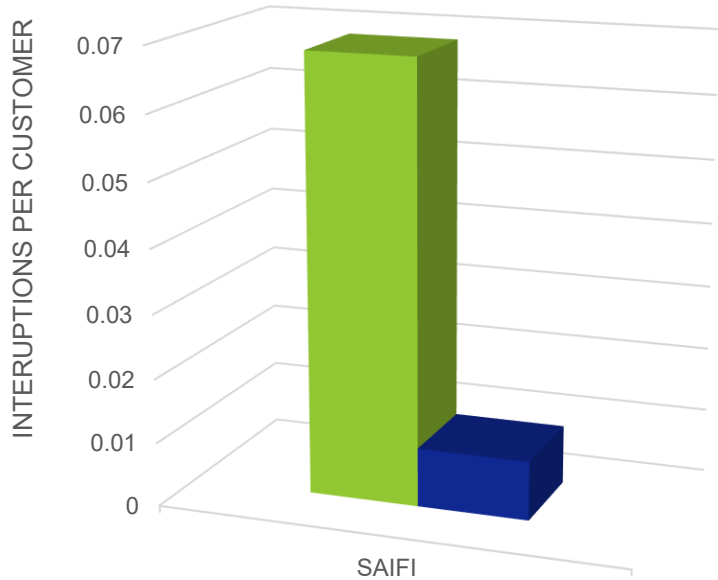


KPIs for Jan/Feb 2026

30

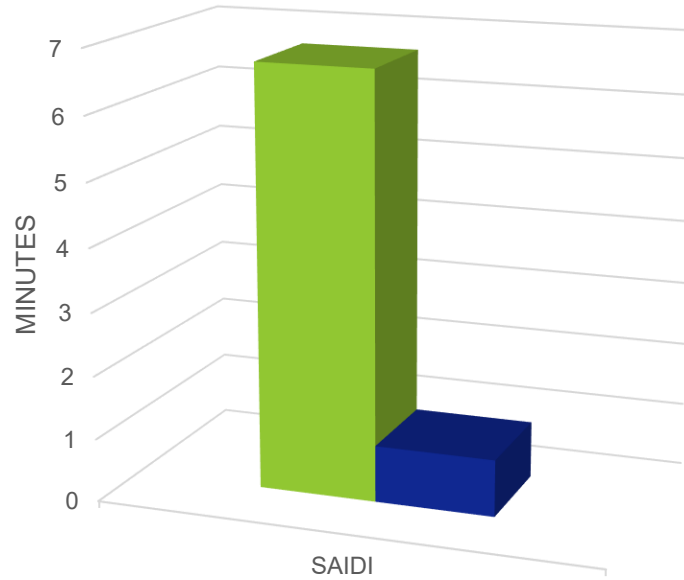
JANUARY RELIABILITY INDICES

SAIFI



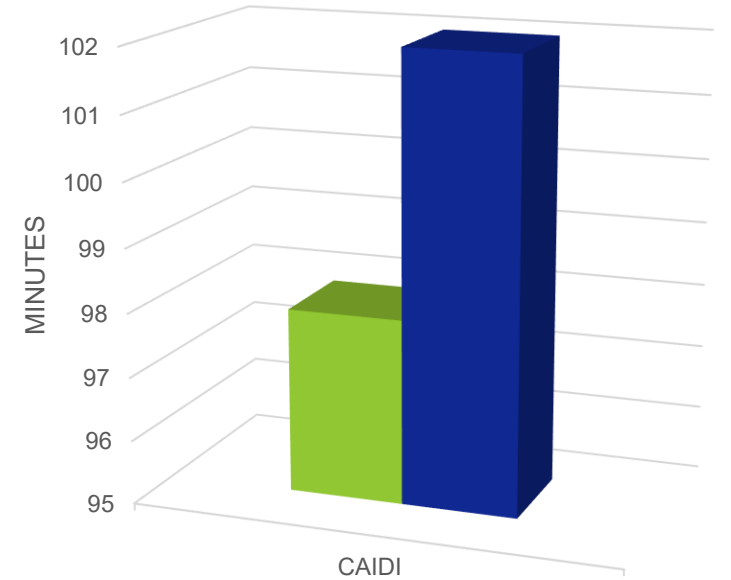
	SAIFI
■ Jan-25	0.0684
■ Jan-26	0.0092

SAIDI



	SAIDI
■ Jan-25	6.7
■ Jan-26	0.9

CAIDI



	CAIDI
■ Jan-25	97.9
■ Jan-26	102

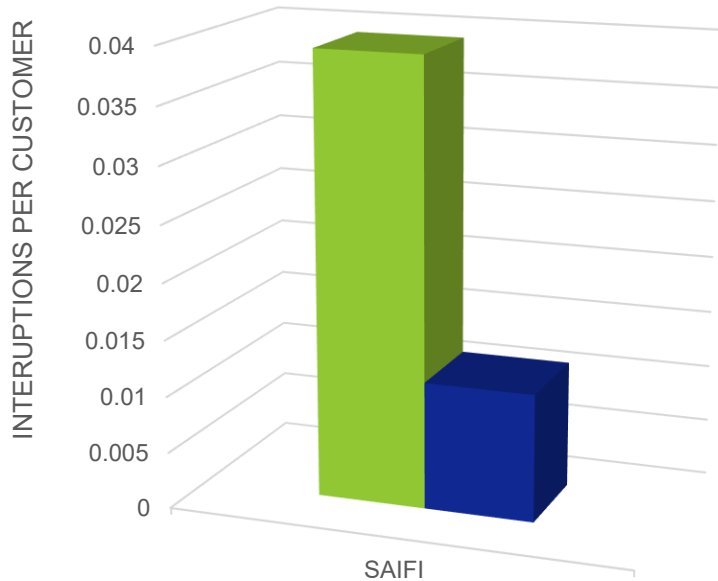
SAIFI (System Average Interruption Frequency Index):
How often the average customer experiences an interruption

SAIDI (System Average Interruption Duration Index):
The total time of interruption the average customer experiences

CAIDI (Customer Average Interruption Duration Index):
The average time required to restore service

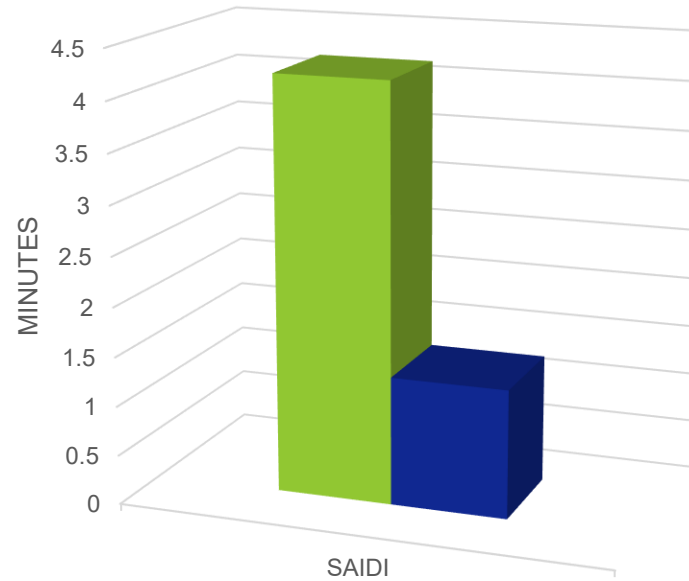
FEBRUARY RELIABILITY INDICES

SAIFI



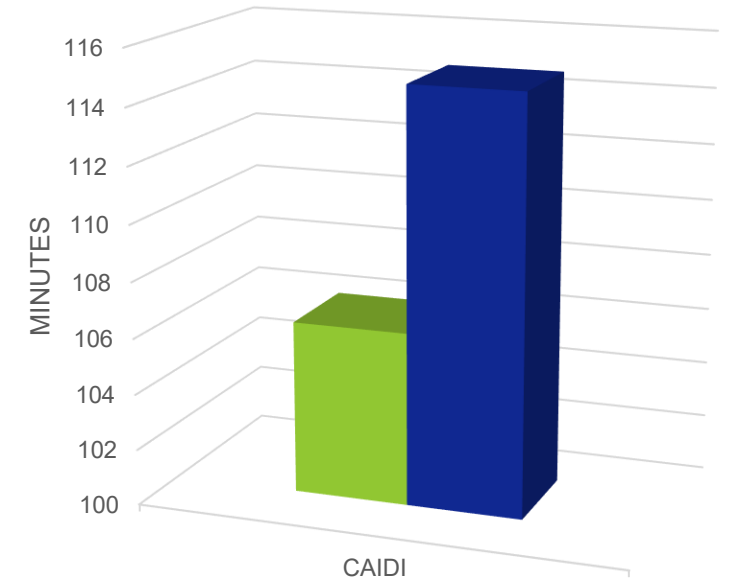
	SAIFI
■ Feb-25	0.0393
■ Feb-26	0.0113

SAIDI



	SAIDI
■ Feb-25	4.2
■ Feb-26	1.3

CAIDI



	CAIDI
■ Feb-25	106.2
■ Feb-26	114.8

SAIFI (System Average Interruption Frequency Index):
How often the average customer experiences an interruption

SAIDI (System Average Interruption Duration Index):
The total time of interruption the average customer experiences

CAIDI (Customer Average Interruption Duration Index):
The average time required to restore service



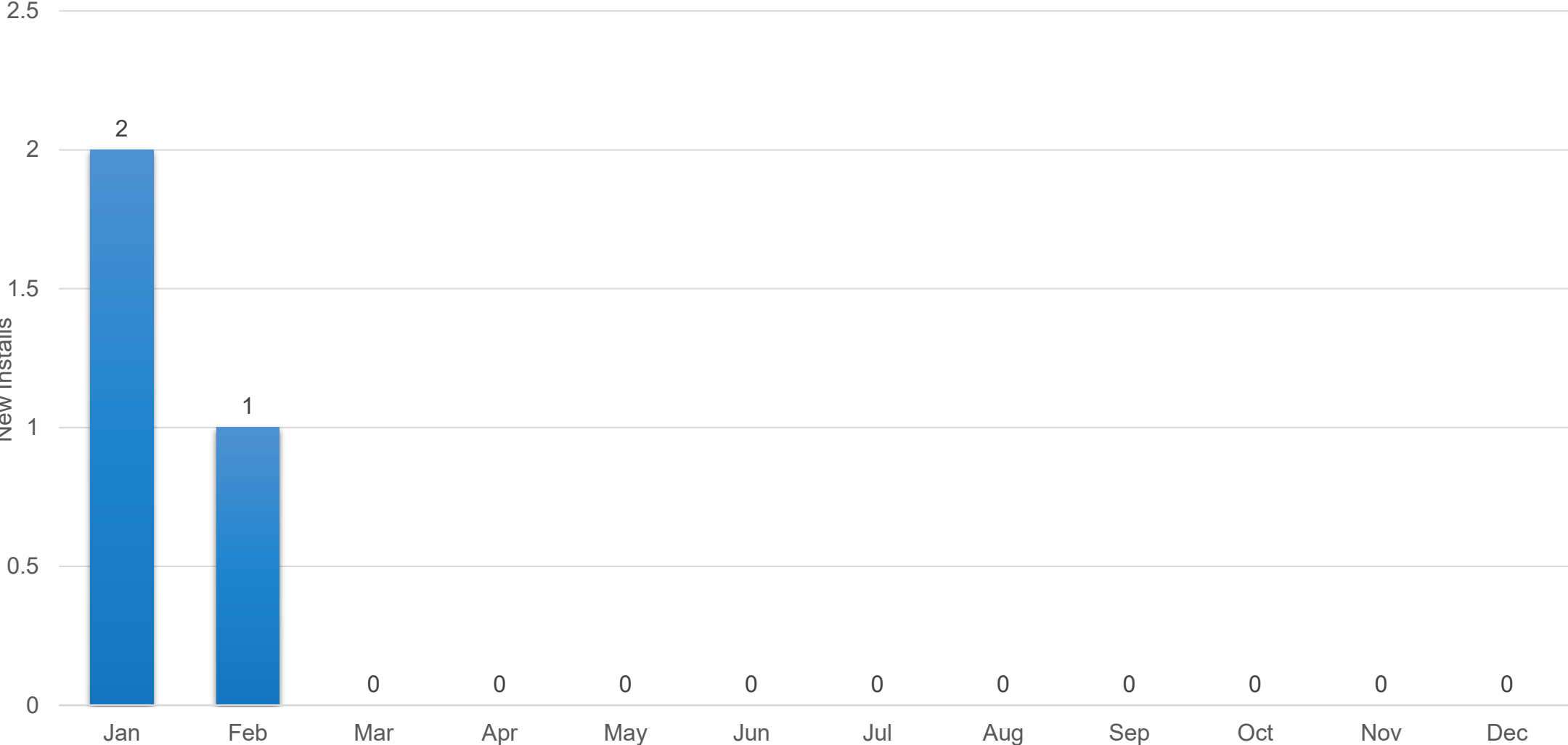
ENGINEERING



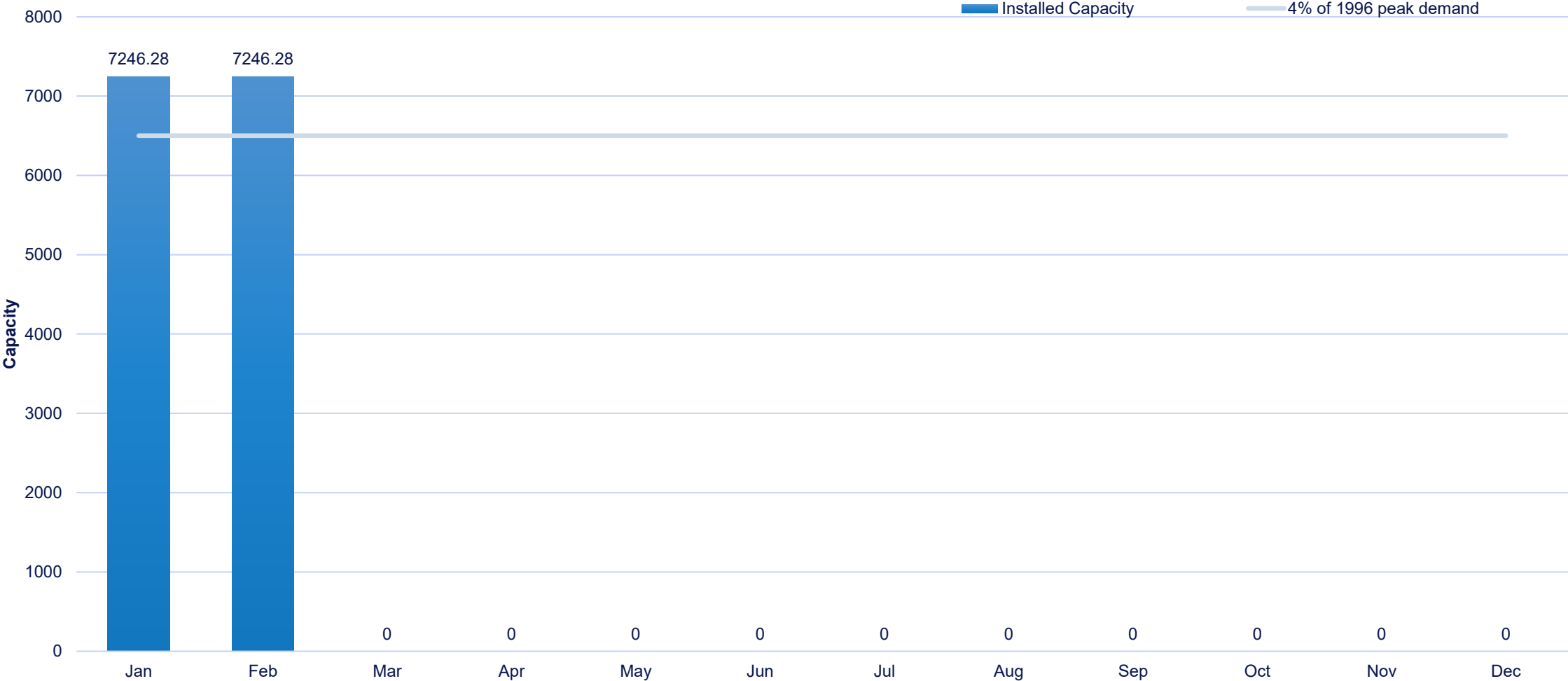
OVERVIEW

KPI	January 🌞 📋 🏠	February 🌞 📋 🏠
Net Metering		
New interconnections	2 🌞	1 🌞
Total capacity	7,246 kWac 🌞	7,246 kWac 🌞
Active connections	929 (avg. 7.80 kWac) 🌞	930 (avg. 7.79 kWac) 🌞
Work Orders		
Total released	9 📋	11 📋
Total est. cost	\$211,192.72 📋	\$333,543.10 📋
Avg. per job	\$23,465.86 📋	\$30,322.10 📋
New Services		
Residential	24 🏠	9 🏠
Commercial	23 🏠	5 🏠
Temporary Service		
Residential requests	19 🚧	16 🚧
Commercial request	1 🚧	0 🚧
Total active meters	71 🚧	66 🚧

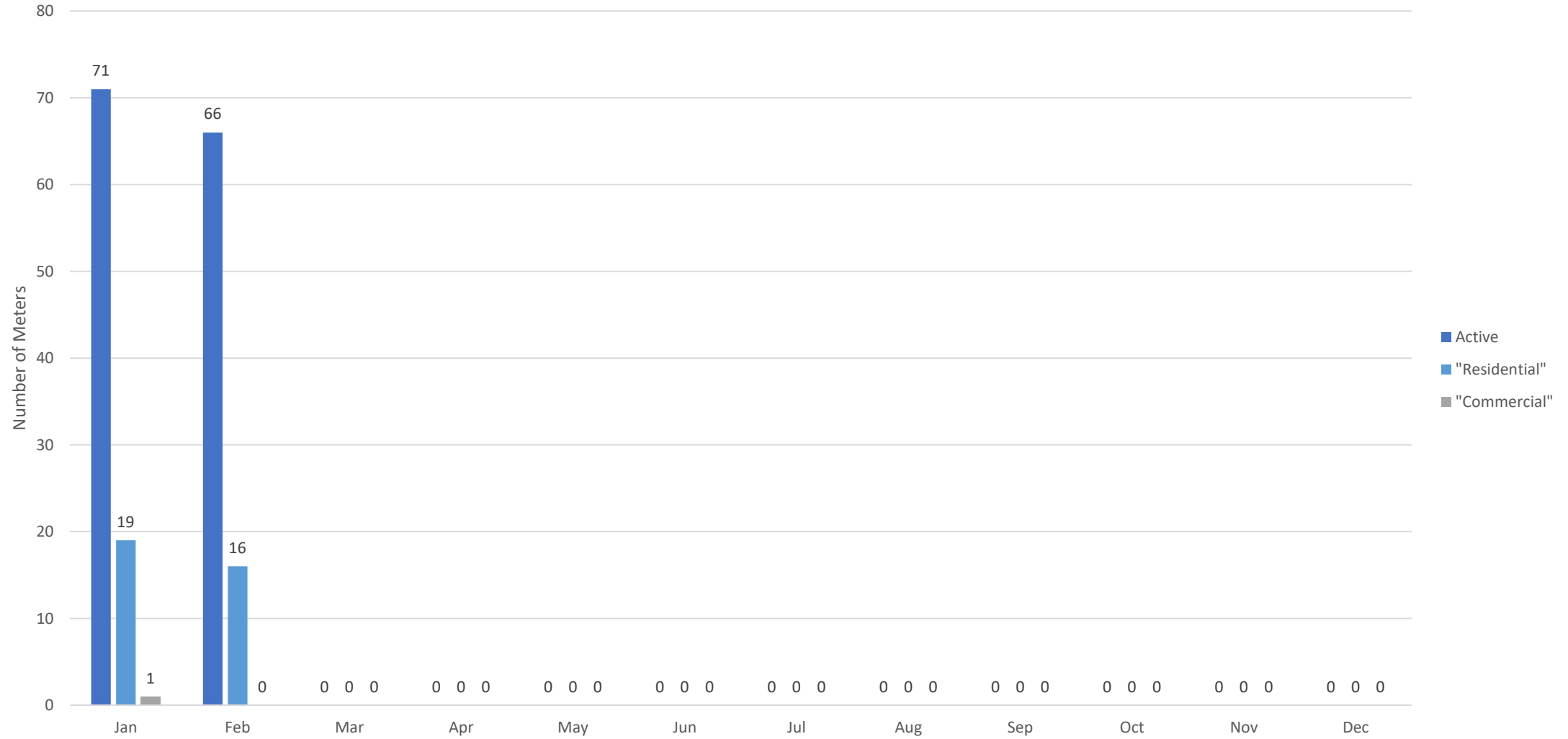
NET METERING INSTALLATIONS



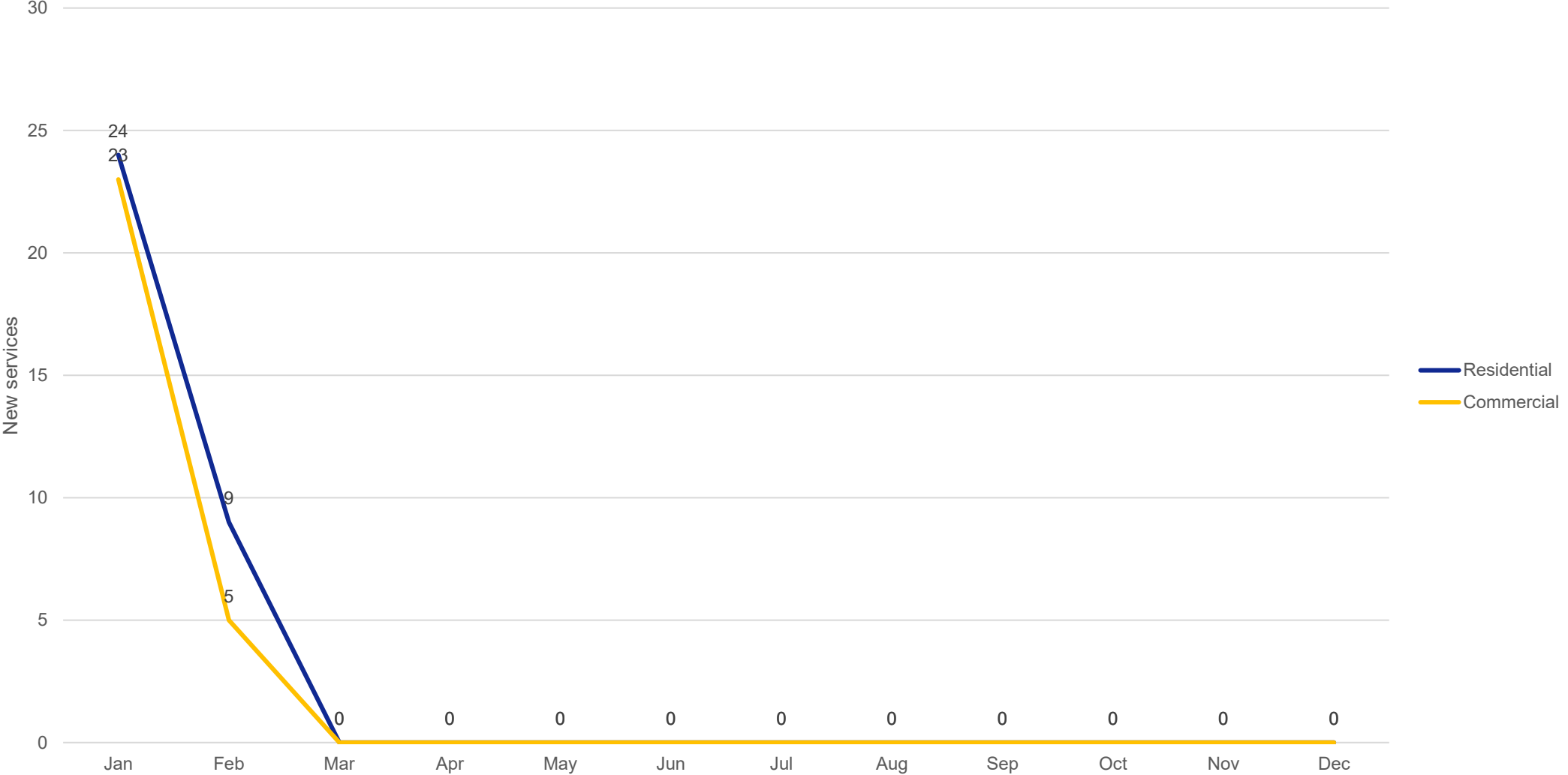
NET METERING CAPACITY INSTALLED



TEMPORARY SERVICES



NEW SERVICES





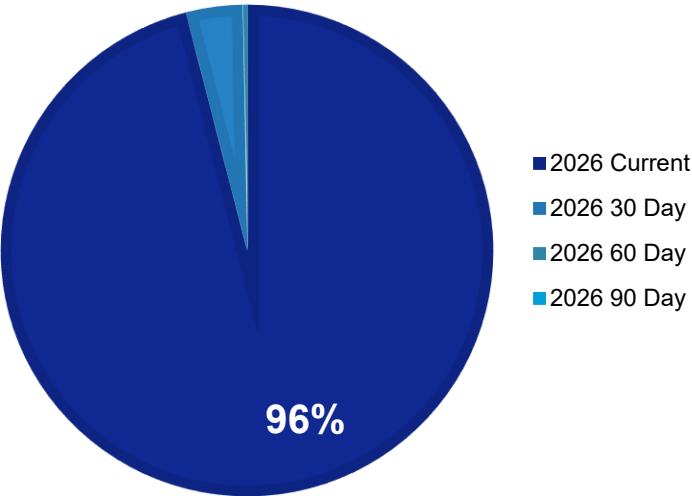
CUSTOMER SERVICE



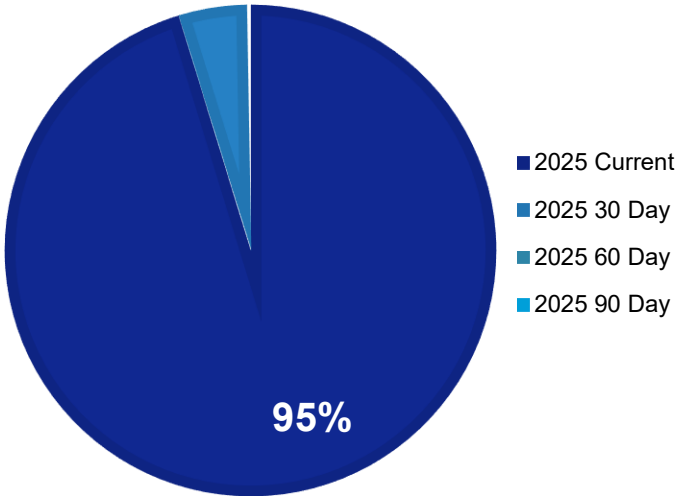
CUSTOMER SERVICE

AGING ACCOUNTS

JANUARY 2026



JANUARY 2025

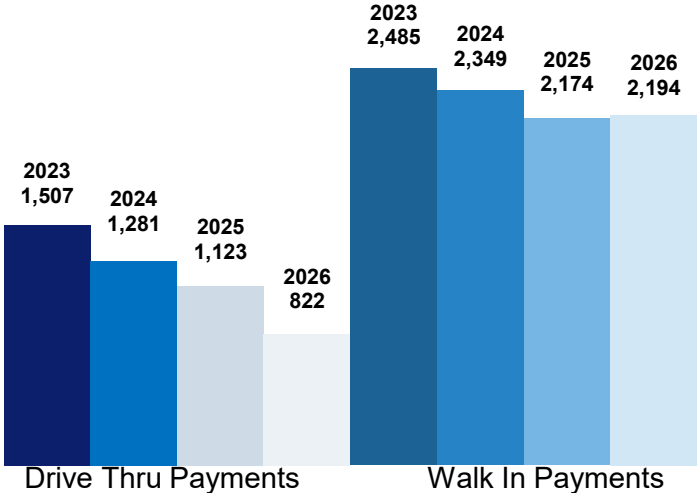


	Current	30-60	60-90	90+
2026	\$6,246,523	\$240,542	\$18,370	\$1,480
2025	\$4,818,189	\$224,916	\$12,486	\$1,548

Move in/Move Out Service Orders Processed in January 2026



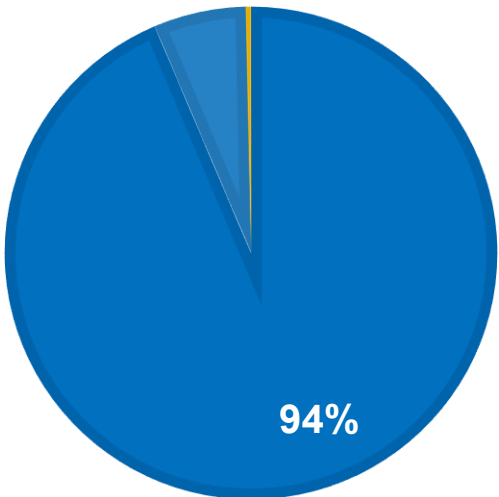
January In Person Payments



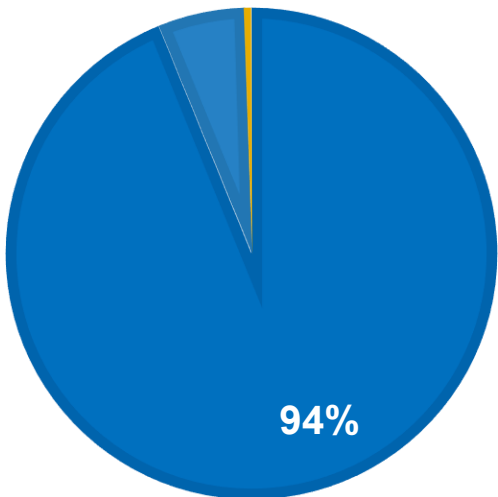
CUSTOMER SERVICE

AGING ACCOUNTS

FEBRUARY 2026



FEBRUARY 2025



- 2026 Current
- 2026 30 Day
- 2026 60 Day
- 2026 90 Day

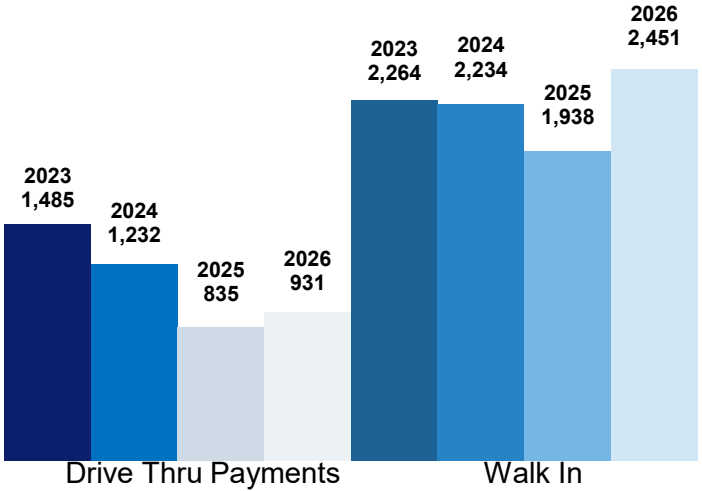
- 2025 Current
- 2025 30 Day
- 2025 60 Day
- 2025 90 Day


	Current	30-60	60-90	90+
2026	\$6,232,574	\$403,511	\$20,539	\$1,582
2025	\$6,501,320	\$393,709	\$29,398	\$4,292

Move in/Move Out Service Orders Processed in February 2026



February In Person Payments





ENERGY SERVICES



ENERGY SERVICES

UTILITY FUNDED

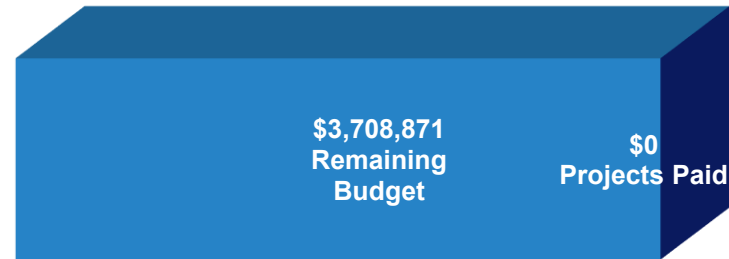
Self-Funding 2026 Total Budget \$300,000



Type	Qty	Total Paid YTD
Residential Low Income	30	\$139,241
Residential Non-Low Income	0	\$0
Thermostat/Appliance Rebates	6	\$450
Agriculture	1	\$18,249
Commercial	1	\$2,200
Industrial	0	\$0
SEM	0	\$0
Other	0	\$0

BPA FUNDED

BPA FY26-FY28 Total Budget \$3,708,871

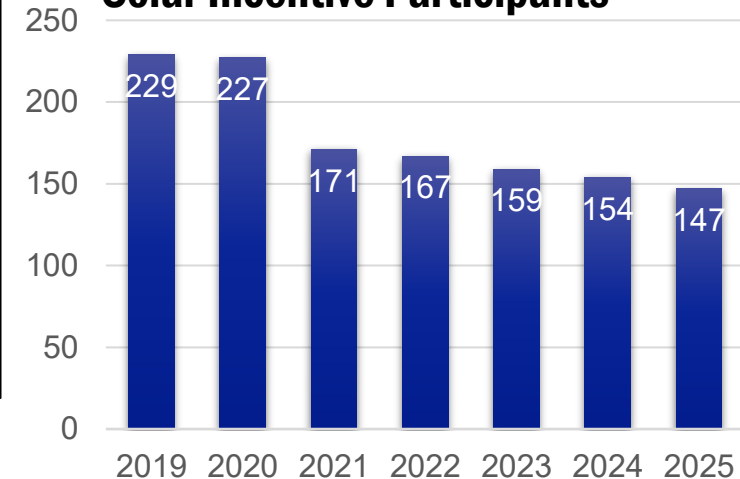


Type	Qty	Total Paid YTD
Residential Low Income	0	\$0
Residential Non-Low Income	0	\$0
Thermostat/Appliance Rebates	0	\$0
Agriculture	0	\$0
Commercial	0	\$0
Industrial	0	\$0
SEM	0	\$0
Other	0	\$0

Pre-Inspections/Final Inspections Completed in 2026



Solar Incentive Participants



ENERGY SERVICES

UTILITY FUNDED

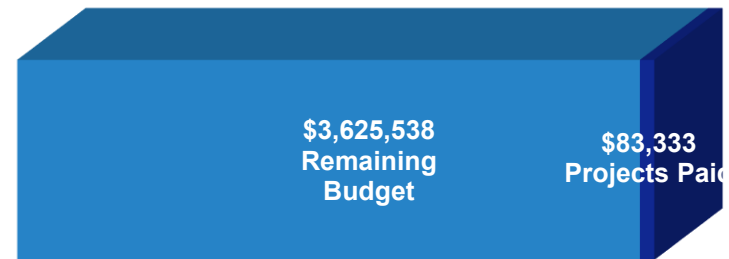
Self-Funding 2026 Total Budget \$300,000



Type	Qty	Total Paid YTD
Residential Low Income	55	\$240,602
Residential Non-Low Income	2	\$8,616
Thermostat/Appliance Rebates	8	\$550
Agriculture	2	\$22,049
Commercial	1	\$2,200
Industrial	1	\$12,789
SEM	0	\$0
Other	0	\$0

BPA FUNDED

BPA FY26-FY28 Total Budget \$3,708,871

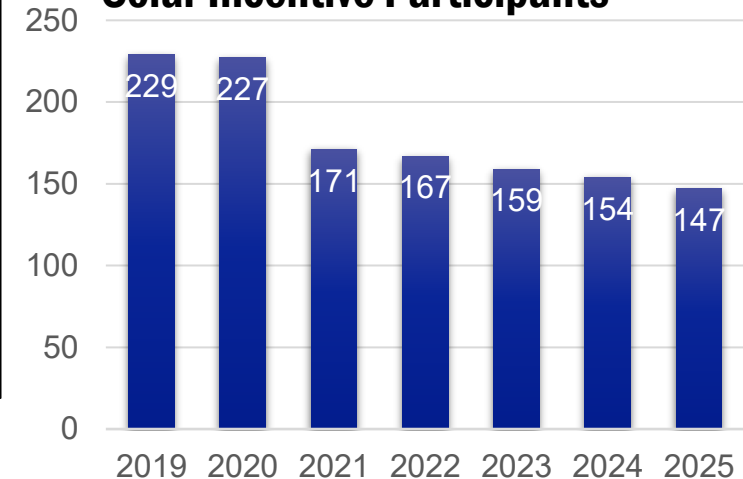


Type	Qty	Total Paid YTD
Residential Low Income	9	\$46,603
Residential Non-Low Income	0	\$0
Thermostat/Appliance Rebates	0	\$0
Agriculture	1	\$26,229
Commercial	1	\$3,280
Industrial	1	\$7,221
SEM	0	\$0
Other	0	\$0

Pre-Inspections/Final Inspections Completed in 2026



Solar Incentive Participants





PUBLIC AFFAIRS



PUBLIC AFFAIRS

SOCIAL MEDIA MONTHLY THEMES

January – Winter Energy Savings Tips-

Community & Employee Engagement:

Leadership Tri Cities

- January 20, 2026



Post that made the most impact:



January 23, 2026 03:00pm

We were honored to spend time with the current Leadership Tri-Cities class to discuss the vital role of the public power industry. We truly appreciate the opportunity to share our industry's story and discuss how local energy shapes our region's future. Leadership Tri-Cities is a premier development program designed to cultivate

Post Clicks	Reactions	Impressions	Reach	Eng. Rate	Spend
75	8	556	556	14.93%	—



January 17, 2026 08:00pm

Help us keep the lights on and our crews safe! It might seem harmless to post a flyer or tie a balloon to a utility pole, but those small items create big risks for our linemen. Nails, staples, and tacks can cause a lineman's specialized climbing boots to slip, leading to dangerous falls. These foreign objects can also snag or tear

Post Clicks	Reactions	Impressions	Reach	Eng. Rate	Spend
6	2	498	498	2.01%	—



January 29, 2026 02:00am

Franklin PUD is offering exciting internship opportunities for motivated college students eager to build real-world skills. Each internship is designed to help students apply classroom learning, develop practical expertise, and gain meaningful exposure to their future career paths. Public Records interns will dive into digitization

Post Clicks	Reactions	Impressions	Reach	Eng. Rate	Spend
15	4	447	447	4.70%	—

Totals

Add chart note



Total Audience
4,711 ↗ 0.2%



Total Impressions
5,431 ↘ 12%



Total Engagement
225 ↗ 19%

Website Visits

2,004

Website clicks made from your Business Profile

↗ +21.1% (vs Jan 2025)



KPIs for Jan/Feb 2026

PUBLIC AFFAIRS

Community & Employee Engagement:

Energy Northwest Career Fair

- February 10, 2026

WPUDA Day on the Hill

- February 11, 2026

APPA Rally

- February 23, 2026

Rosalind Franklin Safety Table Demonstration

- February 25, 2026



SOCIAL MEDIA MONTHLY THEMES

February– Engineer Appreciation–Energy Savings Tips–

Post that made the most impact:



February 11, 2026 02:00am

Thank you for the opportunity to connect with students and share our internship opportunities at the Powering Your Future Internship & Careers in Energy Fair at CBC. We loved meeting everyone who stopped by! If you missed the event, you can find information about our available internships at franklinpud.com.

Post Clicks	Reactions	Impressions	Reach	Eng. Rate	Spend
38	4	502	502	8.37%	—



February 28, 2026 10:00pm

Read on to learn more about Leticia's essential role here at Franklin PUD and what drives their passion for serving our neighbors every day. [Siga leyendo para aprender más sobre el papel fundamental de Leticia aquí en Franklin PUD y qué es lo que impulsa su pasión por servir a nuestros vecinos cada día.](#)

Post Clicks	Reactions	Impressions	Reach	Eng. Rate	Spend
45	8	923	923	5.74%	—



February 11, 2026 10:30pm

Franklin PUD General Manager Victor Fuentes and Commissioner Pedro Torres recently attended the WPUDA Day on the Hill event. It is important to build a strong relationship with our legislative body—including leaders like Senator Nikki Torres and Senator Matt Boehnke—to ensure that we can continue to work together on issues.

Post Clicks	Reactions	Impressions	Reach	Eng. Rate	Spend
180	12	1,463	1,463	13.19%	—

Totals

Add chart note



Total Audience
4,729 \nearrow 0.4%



Total Impressions
6,861 \nearrow 10%



Total Engagement
502 \nearrow 104%

2,010

Website clicks made from your Business Profile
 \nearrow +39.0% (vs Feb 2025)





INFORMATION TECHNOLOGY



CYBERSECURITY

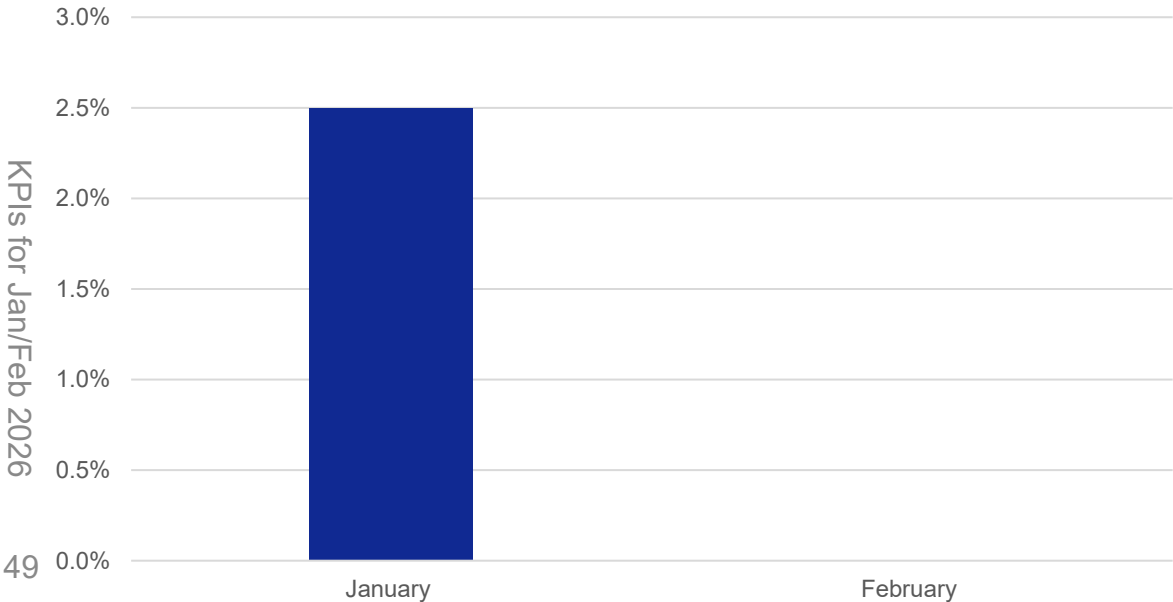
January Phishing Results

Total Emails Sent	82
Number of users who clicked on links	2
Number of users who reported as "Phishing"	40
Phish-Prone %	2.5%

February Phishing Results

Total Emails Sent	82
Number of users who clicked on links	0
Number of users who reported as "Phishing"	42
Phish-Prone %	0%

Phish-Prone % By Month



Previous Results

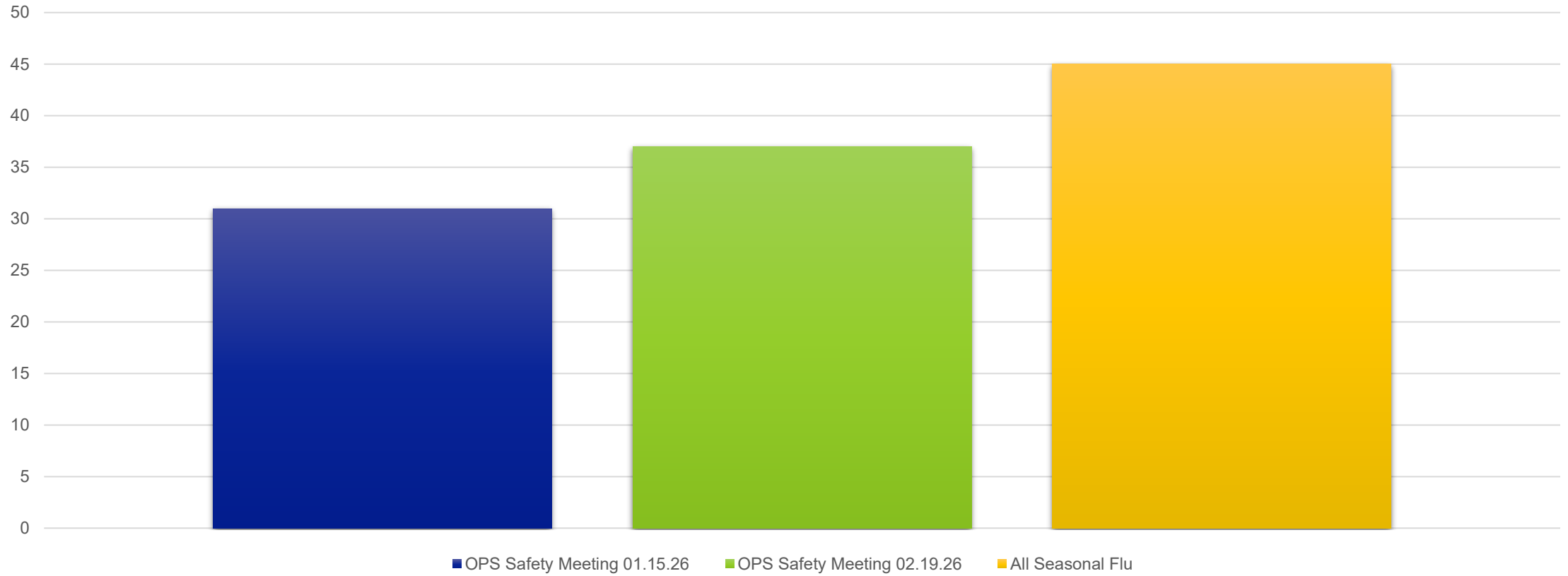
January	Standard Operating Procedures	2.5%
February	Meeting Guidelines	0%
March		0%
April		0%
May		0%
June		0%
July		0%
August		0%
September		0%
October		0%
November		0%
December		0%



SAFETY



SAFETY TRAINING






BROADBAND



Broadband Unplanned Outage Time



Broadband New Services



Fiber-To-The-Home Project (as of 3/12/2026)

Project to Date (as of 3/12/2026)

- Total Drops: 969
- Completed Drops: 889
- Service orders total: 605
- Services turned up: 395
- Current Service orders remaining to turn up: 210
- Grant Funding Total: \$4,854,610
- Total Spent To Date: \$3,990,861
- Grant Reimbursed To Date: \$3,985,869

Basin City Monthly Report

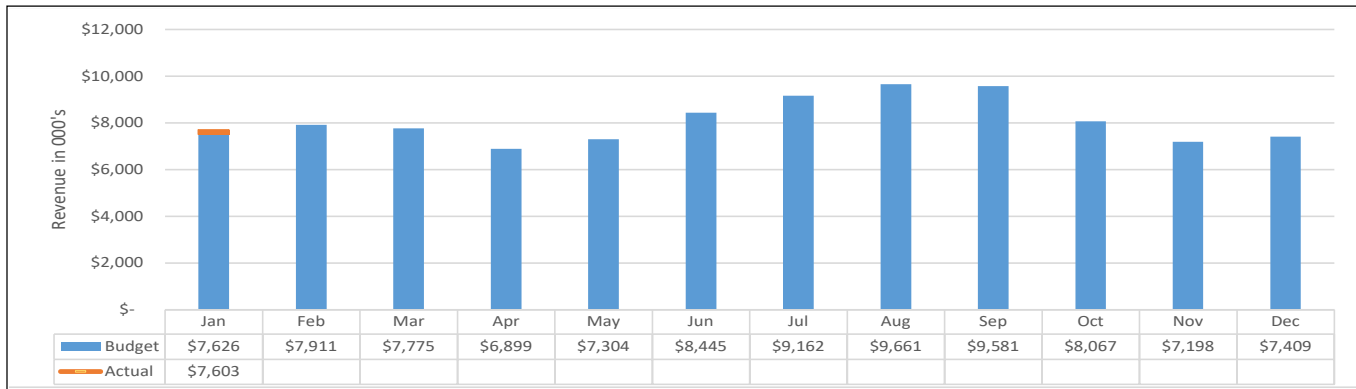
- Overhead Drops: no aerial drops in Basin City
- Underground Drops: 1

Connell Monthly Report

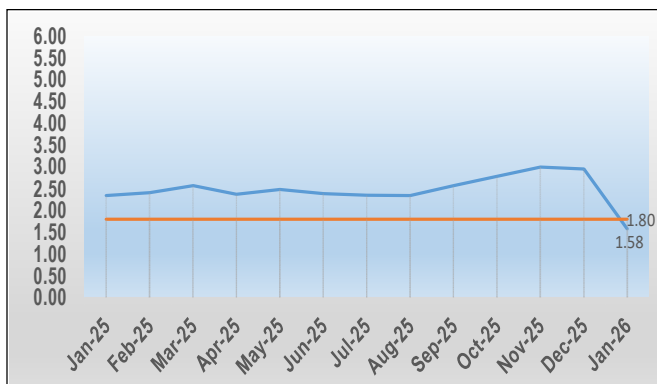
- Overhead Drops: 7
- Underground Drops: 0

Public Utility District No. 1 of Franklin County
Monthly Financial Highlights
For the Month Ended January 31, 2026

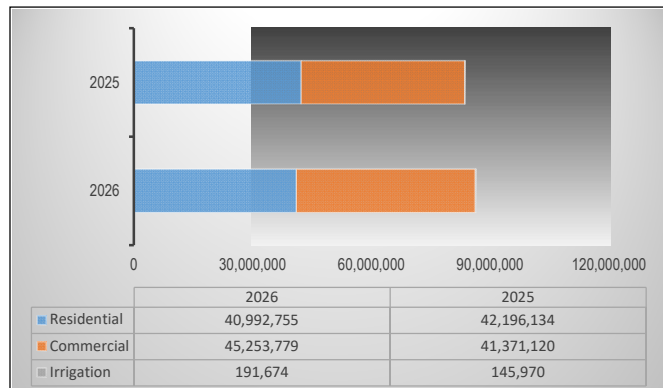
Retail Revenue by Month



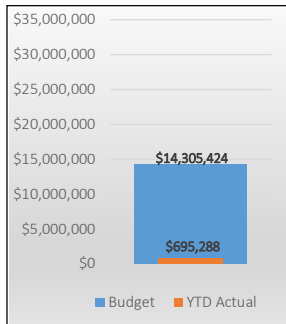
Debt Service Coverage



Energy Uses - kWh



Capital Spending



Labor & Benefits

	Budget	Actual	+/- 10%
Capital	\$162,938	\$126,600	●
Operating	1,144,885	1,145,334	●
Garage & Warehouse	75,474	69,111	●
Total	\$1,383,298	\$1,341,045	

Overtime

YTD January:	Budget*	Actual
Hours	637	435
Dollars	\$76,667	\$54,779

*Budget is submitted for annual period, amount shown is prorated for months elapsed

Cash & Investment Balances

	End of Year Forecast		
	Prior Month	Current Month	
Unrestricted Revenue Fund	\$ 20,857,376	\$ 20,857,376	●
Unrestricted Rate Stabilization	\$ 5,900,000	\$ 5,900,000	●
Unrestricted Funds - Capacity Fees	\$ 1,500,000	\$ 1,500,000	●
Restricted Bond Funds	\$ 2,033,170	\$ 2,033,170	●
Restricted Construction Funds	\$ 2,200,000	\$ 2,200,000	●
Restricted Debt Service Reserve	\$ 1,942,603	\$ 1,942,603	●
Restricted Deposit Fund	\$ 1,417,793	\$ 1,417,793	●
Restricted Other	\$ 10,000	\$ 10,000	●

Electric Customer Statistics

As of January 31:	2026	2025	
Electric Residential Meters	29,572	29,211	↑
Electric Commercial Meters	4,033	3,911	↑
Electric Irrigation Meters	897	901	↓

Public Utility District No. 1 of Franklin County
Budget Status Report
For the Month Ended January 31, 2026

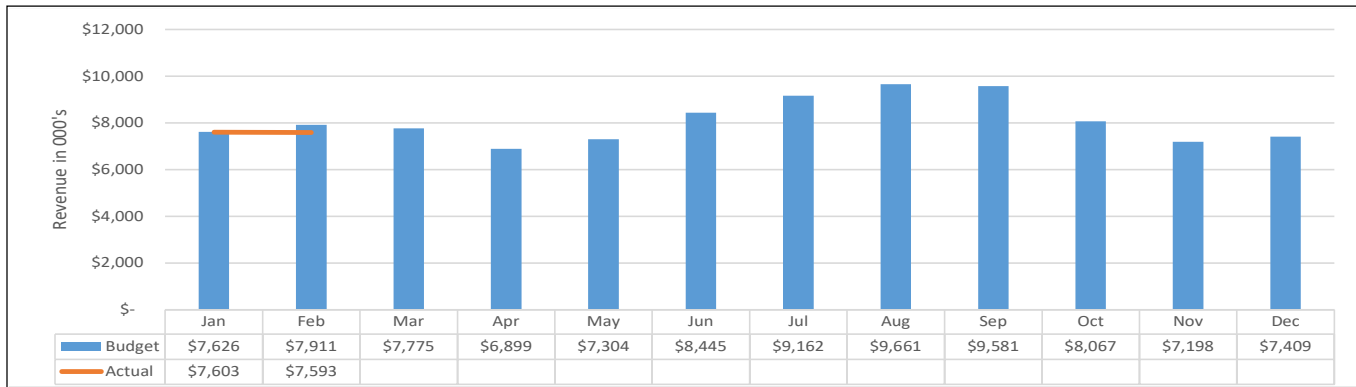
	Budget	Actual	Variance	FY Forecast	FY Budget	Variance
1 <i>Operating Revenues</i>						
2 Retail Energy Sales	\$7,626,424	\$7,602,732	(\$23,692)	\$97,015,304	\$97,038,996	(\$23,692)
3 Broadband Sales	221,200	219,999	(1,201)	2,733,583	2,734,784	(1,201)
4 Transmission Sales	0	30,776	30,776	30,776	0	30,776
5 Secondary Market Sales	3,027,659	1,919,039	(1,108,620)	22,458,262	24,832,665	(2,374,402)
6 Other Operating Revenue	33,472	20,861	(12,611)	539,057	551,668	(12,611)
7 Total Operating Revenues	\$10,908,755	\$9,793,407	(\$1,115,348)	\$122,776,982	\$125,158,113	(2,381,131)
8						
9 <i>Operating Expenses</i>						
10 Power Supply	6,804,366	6,309,727	(494,639)	93,909,386	94,447,672	(538,286)
11 System Operations & Maintenance	805,742	737,044	(68,698)	8,113,126	8,181,824	(68,698)
12 Broadband Operations & Maintenance	77,220	66,977	(10,242)	989,134	999,376	(10,242)
13 Customer Accounts Expense	173,655	193,739	20,083	2,059,328	2,039,244	20,083
14 Administrative & General Expense	924,531	818,030	(106,501)	7,982,999	8,089,500	(106,501)
15 Taxes	487,177	492,140	4,963	5,879,838	5,874,875	4,963
16 Total Operating Expenses	9,272,691	8,617,657	(655,034)	118,933,811	119,632,492	(698,681)
17						
18 Operating Income (Loss)	\$1,636,064	\$1,175,750	(\$460,314)	\$3,843,171	\$5,525,621	(\$1,682,450)
19						
20 <i>Non Operating Revenue (Expense)</i>						
21 Interest Income	102,864	144,570	41,706	1,433,284	1,391,578	41,706
22 Interest Expense	(208,486)	(208,486)	(0)	(2,476,226)	(2,476,226)	(0)
23 Federal & State Grant Revenue	0	0	0	0	0	0
24 Federal & State Grant Expense	0	(8,843)	(8,843)	(8,843)	0	(8,843)
25 Other Non Operating Revenue (Expense)	1,667	77	(1,589)	18,411	20,000	(1,589)
26 Total Non Operating Revenue (Expense)	(103,956)	(72,681)	31,274	(1,033,374)	(1,064,648)	31,274
27						
28 Capital Contributions	290,000	314,486	24,486	4,374,486	4,350,000	24,486
29						
30 Change in Net Position	\$1,822,109	\$1,417,555	(\$404,554)	\$7,184,284	\$8,810,974	(\$1,626,689)
Debt Service Payment (Annual)				\$ 6,095,463	\$ 6,095,463	
Change in Net Position				7,184,284	8,810,974	
Interest Expense				2,476,226	2,476,226	
Net Revenue Available for Debt Service				\$ 9,660,510	\$ 11,287,199	
Debt Service Coverage (DSC)				1.58	1.85	

Public Utility District No. 1 of Franklin County
2026 Capital Budget by Project
Percent of Year Elapsed: 8%

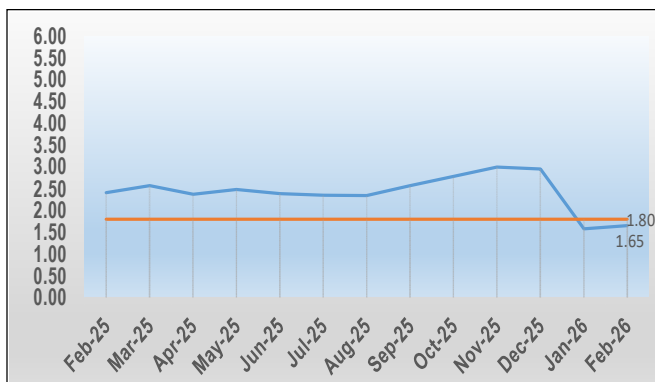
Category	Project Description	Year to Date January 2026	2026 Budget	\$ Remaining in Budget	% Spent
Broadband					
1.26	BROADBAND SYSTEM IMPROVEMENTS & EXPANSION	\$ 45,712	\$ 531,000	\$ 485,288	8.61%
2.26	BROADBAND CUSTOMER CONNECTS	2,650	570,924	568,274	0.46%
142.26	RAILROAD AVE COLLO FACILITY	-	100,000	100,000	0.00%
236.26	COLO2 HVAC / CABINET / EXPANSION	-	225,000	225,000	0.00%
BBPD.26	BROADBAND PROPERTY DAMAGE	220	10,000	9,780	2.20%
198.26	WSBO CONNELL - BASIN CITY PROJECT*	616	-	(616)	100.00%
Total for Broadband		49,198	1,436,924	1,387,726	3.42%
<i>*AMOUNTS FUNDED BY FEDERAL GRANT PROGRAM</i>					
Building					
237.26	GUTTER FOR TRUCK BAY	-	20,000	20,000	0.00%
92.26	RTU 8 REPLACEMENT- CARRYOVER	-	155,000	155,000	0.00%
238.26	SWAMP COOLER (OPS)	-	15,000	15,000	0.00%
239.26	HEATER (OPS) 2	-	20,000	20,000	0.00%
202.26	ASPHALT RE-SEAL W. CLARK ST.& OPS - CONTINUATION	-	100,000	100,000	0.00%
203.26	1411 W. CLARK POWER REMODEL- CARRYOVER	65,260	500,000	434,740	13.05%
240.26	CARPET FOR W. CLARK BUILDING	-	100,000	100,000	0.00%
241.26	PROPERTY ACQUISITION	-	200,000	200,000	0.00%
Total for Building		65,260	1,110,000	1,044,740	5.88%
Information Handling					
242.26	RUGGED LAPTOPS	-	23,000	23,000	0.00%
243.26	ENGINEERING PC'S	34,847	36,000	1,153	96.80%
244.26	NAS NETWORK ATTACHED STORAGE REPLACEMENT	-	15,000	15,000	0.00%
Total for Information Handling		34,847	74,000	39,153	47.09%
Special Projects					
245.26	LAND ACQUISITION- BATTERY SITE	-	200,000	200,000	0.00%
Total for Special Projects		-	200,000	200,000	0.00%
System Construction - New Customers					
121.26	PURCHASE OF METERS	-	300,000	300,000	0.00%
64.26	CUSTOMER ADDS TO THE DISTRIBUTION SYSTEM	204,332	2,400,000	2,195,668	8.51%
65.26	PURCHASE OF TRANSFORMERS	52,949	2,000,000	1,947,051	2.65%
246.26	ACQUIRE FUTURE SUBSTATION SITES - CLARK ADDITION	-	500,000	500,000	0.00%
Total for System Construction- New Customers		257,281	5,200,000	4,942,719	4.95%
System Construction - Reliability & Overloads					
TRANSMISSION PROJECTS					
207.26	COMPLETE BPA B-F #1 TAP TO RAILROAD AVE	-	2,400,000	2,400,000	0.00%
SUBSTATION PROJECTS					
70.26	SCADA UPGRADES- SUBSTATIONS (FOSTER WELLS) BAY 1 & 2	-	60,000	60,000	0.00%
148.26	VOLTAGE REGULATORS UPGRADES	-	400,000	400,000	0.00%
73.26	REPLACE OBSOLETE BREAKER RELAYS (FOSTER WELLS BAY 2)	-	300,000	300,000	0.00%
224.26	ADD BAY 2 TO COURT ST SUB	-	600,000	600,000	0.00%
247.26	BATTERY REPLACEMENT UPGRADE FOSTER WELLS	-	100,000	100,000	0.00%
DISTRIBUTION PROJECTS					
67.26	UNDERGROUND CABLE REPLACEMENTS	106,940	600,000	493,060	17.82%
72.26	MISCELLANEOUS SYSTEM IMPROVEMENTS	181,762	1,000,000	818,238	18.18%
103.26	CONVERT OH/UG- CITY OF PASCO	-	100,000	100,000	0.00%
CHP.26	ELECTRIC PROPERTY DAMAGE	-	100,000	100,000	0.00%
Total for System Construction- Reliability & Overloads		288,702	5,660,000	5,371,298	5.10%
Vehicles					
248.26	TRAILER FOR 3-WIRE RACK	-	13,000	13,000	0.00%
249.26	FOREMAN TRUCK (2)	-	370,000	370,000	0.00%
250.26	ROCK PICK FOR MINI	-	16,500	16,500	0.00%
251.26	SERVICE BUCKET - REPLACE 123	-	225,000	225,000	0.00%
Total for Vehicles		-	624,500	624,500	0.00%
Grand Total		\$ 695,288	\$ 14,305,424	\$ 13,610,136	4.86%

Public Utility District No. 1 of Franklin County
Monthly Financial Highlights
For the Month Ended February 28, 2026

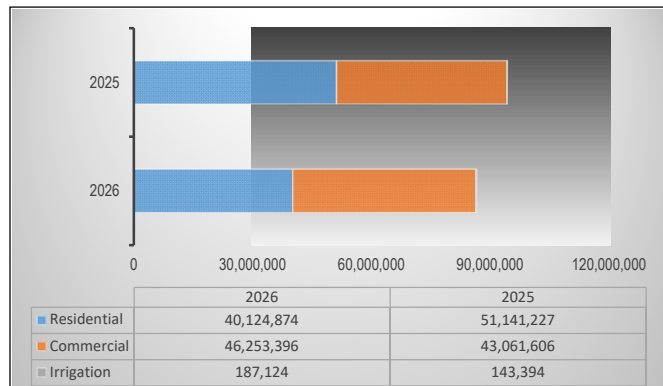
Retail Revenue by Month



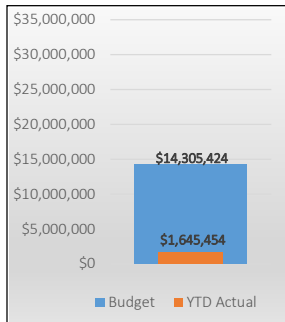
Debt Service Coverage



Energy Uses - kWh



Capital Spending



Labor & Benefits

	Budget	Actual	+/- 10%
Capital	\$162,938	\$105,232	●
Operating	1,035,686	1,039,778	●
Garage & Warehouse	58,438	59,684	●
Total	\$1,257,062	\$1,204,694	

Overtime

YTD February:	Budget*	Actual
Hours	1137	773
Dollars	\$139,736	\$96,811

*Budget is submitted for annual period, amount shown is prorated for months elapsed

Cash & Investment Balances

	End of Year Forecast		
	Prior Month	Current Month	
Unrestricted Revenue Fund	\$ 20,857,376	\$ 21,719,957	↑
Unrestricted Rate Stabilization	\$ 5,900,000	\$ 5,900,000	●
Unrestricted Funds - Capacity Fees	\$ 1,500,000	\$ 1,500,000	●
Restricted Bond Funds	\$ 2,033,170	\$ 2,033,170	●
Restricted Construction Funds	\$ 2,200,000	\$ 2,200,000	●
Restricted Debt Service Reserve	\$ 1,942,603	\$ 1,942,603	●
Restricted Deposit Fund	\$ 1,417,793	\$ 1,417,793	●
Restricted Other	\$ 10,000	\$ 10,000	●

Electric Customer Statistics

As of February 28:	2026	2025	
Electric Residential Meters	29,592	29,232	↑
Electric Commercial Meters	4,031	3,916	↑
Electric Irrigation Meters	900	901	↓

Public Utility District No. 1 of Franklin County
Budget Status Report
For the Month Ended February 28, 2026

	Budget	Actual	Variance	FY Forecast	FY Budget	Variance
1 <i>Operating Revenues</i>						
2 Retail Energy Sales	\$7,910,703	\$7,593,064	(\$317,639)	\$96,697,666	\$97,038,996	(\$341,331)
3 Broadband Sales	221,919	220,505	(1,414)	2,732,169	2,734,784	(2,615)
4 Transmission Sales	0	23,037	23,037	53,812	0	53,812
5 Secondary Market Sales	2,270,114	1,658,563	(611,551)	22,151,044	24,832,665	(2,681,620)
6 Other Operating Revenue	33,472	27,524	(5,949)	533,108	551,668	(18,560)
7 <i>Total Operating Revenues</i>	<u>\$10,436,208</u>	<u>\$9,522,693</u>	<u>(\$913,515)</u>	<u>\$122,167,800</u>	<u>\$125,158,113</u>	<u>(2,990,313)</u>
8						
9 <i>Operating Expenses</i>						
10 Power Supply	6,910,334	6,434,580	(475,754)	93,300,615	94,447,672	(1,147,057)
11 System Operations & Maintenance	662,173	579,128	(83,045)	8,039,128	8,181,824	(142,696)
12 Broadband Operations & Maintenance	86,015	68,596	(17,419)	971,715	999,376	(27,662)
13 Customer Accounts Expense	161,287	165,444	4,157	2,063,484	2,039,244	24,240
14 Administrative & General Expense	590,609	550,529	(40,079)	7,943,093	8,089,500	(146,407)
15 Taxes	504,929	494,561	(10,368)	5,869,470	5,874,875	(5,405)
16 <i>Total Operating Expenses</i>	<u>8,915,348</u>	<u>8,292,838</u>	<u>(622,510)</u>	<u>118,187,506</u>	<u>119,632,492</u>	<u>(1,444,986)</u>
17						
18 <i>Operating Income (Loss)</i>	<u>\$1,520,860</u>	<u>\$1,229,854</u>	<u>(\$291,005)</u>	<u>\$3,980,294</u>	<u>\$5,525,621</u>	<u>(\$1,545,327)</u>
19						
20 <i>Non Operating Revenue (Expense)</i>						
21 Interest Income	166,139	186,976	20,837	1,454,121	1,391,578	62,543
22 Interest Expense	(208,486)	(208,486)	(0)	(2,476,226)	(2,476,226)	(0)
23 Federal & State Grant Revenue	0	0	0	0	0	0
24 Federal & State Grant Expense	0	0	0	(8,843)	0	(8,843)
25 Other Non Operating Revenue (Expense)	1,667	15,226	13,559	31,970	20,000	11,970
26 <i>Total Non Operating Revenue (Expense)</i>	<u>(40,681)</u>	<u>(6,284)</u>	<u>34,396</u>	<u>(998,977)</u>	<u>(1,064,648)</u>	<u>65,670</u>
27						
28 Capital Contributions	290,000	528,961	238,961	4,613,448	4,350,000	263,448
29						
30 <i>Change in Net Position</i>	<u>\$1,770,179</u>	<u>\$1,752,531</u>	<u>(\$17,648)</u>	<u>\$7,594,764</u>	<u>\$8,810,974</u>	<u>(\$1,216,209)</u>
Debt Service Payment (Annual)				\$ 6,095,463	\$ 6,095,463	
Change in Net Position				7,594,764	8,810,974	
Interest Expense				2,476,226	2,476,226	
Net Revenue Available for Debt Service				\$ 10,070,990	\$ 11,287,199	
Debt Service Coverage (DSC)				1.65	1.85	

Public Utility District No. 1 of Franklin County
2026 Capital Budget by Project
Percent of Year Elapsed: 17%

Category	Project Description	Year to Date February 2026	2026 Budget	\$ Remaining in Budget	% Spent
Broadband					
1.26	BROADBAND SYSTEM IMPROVEMENTS & EXPANSION	\$ 65,198	\$ 531,000	\$ 465,802	12.28%
2.26	BROADBAND CUSTOMER CONNECTS	30,929	570,924	539,995	5.42%
142.26	RAILROAD AVE COLLO FACILITY	-	100,000	100,000	0.00%
236.26	COLO2 HVAC / CABINET / EXPANSION	-	225,000	225,000	0.00%
BBPD.26	BROADBAND PROPERTY DAMAGE	220	10,000	9,780	2.20%
198.26	WSBO CONNELL - BASIN CITY PROJECT*	616	-	(616)	100.00%
Total for Broadband		96,963	1,436,924	1,339,961	6.75%
<i>*AMOUNTS FUNDED BY FEDERAL GRANT PROGRAM</i>					
Building					
237.26	GUTTER FOR TRUCK BAY	-	20,000	20,000	0.00%
92.26	RTU 8 REPLACEMENT- CARRYOVER	-	155,000	155,000	0.00%
238.26	SWAMP COOLER (OPS)	-	15,000	15,000	0.00%
239.26	HEATER (OPS) 2	-	20,000	20,000	0.00%
202.26	ASPHALT RE-SEAL W. CLARK ST.& OPS - CONTINUATION	-	100,000	100,000	0.00%
203.26	1411 W. CLARK POWER REMODEL- CARRYOVER	73,911	500,000	426,089	14.78%
240.26	CARPET FOR W. CLARK BUILDING	-	100,000	100,000	0.00%
241.26	PROPERTY ACQUISITION	-	200,000	200,000	0.00%
Total for Building		73,911	1,110,000	1,036,089	6.66%
Information Handling					
242.26	RUGGED LAPTOPS	-	23,000	23,000	0.00%
243.26	ENGINEERING PC'S	34,847	36,000	1,153	96.80%
244.26	NAS NETWORK ATTACHED STORAGE REPLACEMENT	9,424	15,000	5,576	62.83%
Total for Information Handling		44,271	74,000	29,729	59.83%
Special Projects					
245.26	LAND ACQUISITION- BATTERY SITE	-	200,000	200,000	0.00%
Total for Special Projects		-	200,000	200,000	0.00%
System Construction - New Customers					
121.26	PURCHASE OF METERS	-	300,000	300,000	0.00%
64.26	CUSTOMER ADDS TO THE DISTRIBUTION SYSTEM	325,710	2,400,000	2,074,290	13.57%
65.26	PURCHASE OF TRANSFORMERS	52,949	2,000,000	1,947,051	2.65%
246.26	ACQUIRE FUTURE SUBSTATION SITES - CLARK ADDITION	-	500,000	500,000	0.00%
Total for System Construction- New Customers		378,659	5,200,000	4,821,341	7.28%
System Construction - Reliability & Overloads					
TRANSMISSION PROJECTS					
207.26	COMPLETE BPA B-F #1 TAP TO RAILROAD AVE	522,700	2,400,000	1,877,300	21.78%
SUBSTATION PROJECTS					
70.26	SCADA UPGRADES- SUBSTATIONS (FOSTER WELLS) BAY 1 & 2	-	60,000	60,000	0.00%
148.26	VOLTAGE REGULATORS UPGRADES	-	400,000	400,000	0.00%
73.26	REPLACE OBSOLETE BREAKER RELAYS (FOSTER WELLS BAY 2)	-	300,000	300,000	0.00%
224.26	ADD BAY 2 TO COURT ST SUB	-	600,000	600,000	0.00%
247.26	BATTERY REPLACEMENT UPGRADE FOSTER WELLS	-	100,000	100,000	0.00%
DISTRIBUTION PROJECTS					
67.26	UNDERGROUND CABLE REPLACEMENTS	137,353	600,000	462,647	22.89%
72.26	MISCELLANEOUS SYSTEM IMPROVEMENTS	280,946	1,000,000	719,054	28.09%
103.26	CONVERT OH/UG- CITY OF PASCO	-	100,000	100,000	0.00%
CHP.26	ELECTRIC PROPERTY DAMAGE	4,969	100,000	95,031	4.97%
Total for System Construction- Reliability & Overloads		945,968	5,660,000	4,714,032	16.71%
Vehicles					
248.26	TRAILER FOR 3-WIRE RACK	-	13,000	13,000	0.00%
249.26	FOREMAN TRUCK (2)	-	370,000	370,000	0.00%
250.26	ROCK PICK FOR MINI	-	16,500	16,500	0.00%
251.26	SERVICE BUCKET - REPLACE 123	-	225,000	225,000	0.00%
230.26	TRANSFORMER SHOP F350	105,682	-	(105,682)	100.00%
Total for Vehicles		105,682	624,500	518,818	16.92%
Grand Total		\$ 1,645,454	\$ 14,305,424	\$ 12,659,970	11.50%